

JOURNAL OF CITY COMMISSION WORK SESSION
January 21, 2020

City Commission Work Session
Civic Center, Gibson Room 212

Mayor Kelly presiding

CALL TO ORDER: 5:30 p.m.

CITY COMMISSION MEMBERS PRESENT: Bob Kelly, Mary Sheehy Moe, Owen Robinson, Tracy Houck and Rick Tryon.

STAFF PRESENT: City Manager Greg Doyon and Deputy City Manager Chuck Anderson; Assistant City Attorney Joe Cik; Public Works Director Jim Rearden; Sanitation Manager Ross Bartell; and Shop Manager Doug Alm; Finance Director Melissa Kinzler and Operations Manager Laura Lynch; and, Deputy City Clerk Darcy Dea.

PUBLIC COMMENT

Donna Williams, 2916 2nd Avenue North, provided and discussed handouts with regard to global warming and climate concerns.

1. MALMSTROM AIR FORCE BASE (MAFB) UPDATE

Colonel Jennifer Reeves reported that MAFB is the first organization to receive the Grey Wolf helicopter, which replaces the Hueys. There are several congressionally approved and non-congressionally approved projects at MAFB such as: tactical response force alert facility, missile maintenance dispatch facility, weapons storage and maintenance facility, and modernization and renovations of other facilities.

The ground-based strategic deterrence is an \$80 to \$90 billion project that is the new missile system replacing the Minuteman III ICBM.

MAFB Fire Department is utilized as backup support for various municipalities around central Montana, including Great Falls.

MAFB is considering an Intergovernmental Support (IGS) agreement with the City to share the cost of building a new recreational facility utilized by MAFB and the City.

Col. Reeves reported that a deficit for one and two bedroom units in the City is a challenge for airmen who live off base. She requested that the City consider ways to incorporate additional one and two bedroom apartment units as rentals.

Cascade County has solicited MAFB about reopening the 2012 Joint Land Use Study (JLUS) and are petitioning other parties involved in the study to participate in the update.

The Blanchard Trophy was awarded to the 341st Missile Wing at MAFB for the third consecutive time.

Commissioner Tryon received clarification that no maintenance has been done on the runway in 22 years and the Air Force has instructed the base to leave it as is.

2. MONTANA AIR NATIONAL GUARD (MANG) UPDATE

Colonel Buel Dickson reviewed and discussed the attached PowerPoint presentation covering MANG key leaders, 120th Airlift Wing, mission and vision, two deployments in 2019, accomplishments, construction projects, community support, innovation, modernization and recapitalization.

Col. Dickson explained that MANG utilizes the runway at MAFB for drop zone training and is working on a new drop zone in Fort Benton. He added that the more drop zones the better, and MANG would alternate between the two.

3. SANITATION RATE REVIEW

Public Works Director Jim Rearden reviewed and discussed the attached PowerPoint presentation covering rate-setting timetable, customer base, staffing, major rate drivers, operating costs, residential and commercial fleet, fleet internal maintenance charges, cash flow with capital outlay/debt service without depreciation, previous commercial and residential rate increases, current statewide rates.

Director Rearden explained that citizens have a choice between the City services and Republic. The City has leased land approximately 350 acres north of Manchester; however, there has not been a study as to the cost to develop the site for a landfill.

DISCUSSION OF POTENTIAL UPCOMING WORK SESSION TOPICS

City Manager Greg Doyon reported that the February 4th work session will consist of the Library Strategic Plan update and an update on the Civic Center Façade. A golf course update, as well as updated finance policies will be topics for the February 18th work session.

ADJOURN

There being no further discussion, Mayor Kelly adjourned the informal work session of January 21, 2020 at 6:50 p.m.



MONTANA AIR NATIONAL GUARD

STATUS UPDATE

**FROM THE 120 AW
HOME OF THE VIGILANTES**



Montana ANG Key Leaders

TAG-MT
MG Matthew Quinn



State SFL
CMSgt Timothy
Zumbrun

Commander, MTANG
Vacant



State CCM,
CMSgt Doug Otto



CoS, MTANG
Brig Gen Mark Weber



VCoS, MTANG
Col Thomas Mora



120 AW/CC
Col Buel Dickson



RHS/CC
Col Rusty Vaira



120th Airlift Wing Leadership



120 AW/AV
Col Jeff Carlton



120 AW/CC
Col Buel Dickson



120 AW/CCC
CMSgt Randy Kelley



120 OIC/CC
Lt Col Jason Green



120 MNG/CC
Col Trace Thomas



120 MSG/CC
Col Tim Lincoln



120 MDy/CC
Col Jonathan Bingham



120th Airlift Wing



- Mission:**
To answer the calls of our nation and state with ready Airmen and precision aerial delivery anytime anywhere.
- Vision:**
A leading edge Airlift Wing known for its high performance Airmen and exceptional mission effectiveness.

Home of the Vigilantes!

PERSONNEL:

- Authorized 844
- Assigned 795 (94.2%)
- Valid Vacancies 116
- Effective Manning 86.3%



Vigilantes - Ready to Ride!



Two Deployments in 2019

RCP01 & BLKYR

- 250 members
- 4 Aircraft
- 11 Locations Worldwide
- 5,479 tons of cargo moved
- 18,481 passengers moved



Readiness Training With Success

Accomplishments

- 2014 NGB PA Media Contest – 2x 1st Place Awards
- 2014 AF Lew Allen Award MX SNCO of the Year
- 2014 & 2015 Air Force Outstanding Unit Award
- 2015 NGB PA Media Contest – 2x 1st Place & 1x 2nd Place Award
- 2015 AF PA Media Contest – 1x 3rd Place Award
- 2015 NGB Region 8 Key Spouse Volunteer of the Year
- 2016 NGB Selection for Chief of Staff Team Excellence Award
- 2016 MDG #1/89 in NGB for Medical Readiness (Trippler)
- 2016 ARC Air Transportation Activity of the Year
- 2016 On time Conversion Completion
- 2017 Record Setting AEF
- 2017 70th Anniversary & Open House Event – 35K Attendees
- 2017 UEI – Effective (Highly Effective Strat Plan “BEST SEEN TO DATE” by AMC/IG)
- 2018 Vigilant Guard – Training Ex for 1K personnel in 25+ Government/Civilian agencies
- 2018 Air Force Outstanding Unit Award
- 2019 RCP01
- 2019 Operation SPARTEN SHIELD



Construction Projects

PROJECT LIST:

- Hush House
- Firing Range
- Aircraft Apron Expansion - Spring 2020
- LZ Lights R/W 17/35 - Spring 2020
- Upgrade Buildings 25/80 –
- Local Drop Zone - New EA Required 1 Year out
- Vehicle Maintenance – FY 2021
- Small Air Terminal – FY 2021
- Recreational Area – FY 2021
- Dirt Landing Zone - Spring 21-22
- POL facility - Re-submit for FY 2024
- Main Gate - Working Project Approval FY 2025





Community Support

MTANG Fire Dept Mutual Aid Responses:

- 9 MOA/MOU/Mutual Aid w/ local community
 - 2016 - 50 Resp
 - 2017 - 44 Resp
 - 2018 - 36 Resp
 - 2019 - 53 Resp

EOD Responses

- 12 MOA/MOU/Mutual Aid w/ MAFB
 - 2016 - 7 Resp, 1 VIPPSA
 - 2017 - 8 Resp, EOD Deployed
 - 2018 - 9 Resp, 6 VIPPSA
 - 2019 - 11 Resp, 1 VIPPSA



Innovation

- 50+ Person Core Team + Wing-wide solicitation for inputs
 - Over 90 individual ideas submissions
 - Member of ANG Innovation council
- Principle funded projects: \$192k SIF execution + \$160k O&M/CRF
 - 3D Printing, scanning – Object/parts fabrication or duplication
 - Inflatable shelters for engine maintenance
 - Mobile marquee messaging system
 - Virtual Reality playback and creation
 - Customer service scheduling – Online, mobile & onsite
 - Efficiency Projects: Wireless tool room scanners, Live schedule & aircraft status on CCTV, Remote security camera test equipment
 - RF ID Tagging (Beta project)
 - Wing Mobile App
 - Predictive Spend Plan



Modernization and Recapitalization

Modernization:

- Amp 1&2
- NP2000 - 8 Bladed Props
 - Increased power
 - Less maintenance by 300% over 10 years
 - Fixes prop loss concern
- EPCS
 - Significant maintenance cost reduction
- 3.5 Engine
 - Better fuel economy by > 10%
 - Increased climb out performance and terrain avoidance
 - Better tactical and load bearing performance

Recapitalization:

- Currently 300 C-130s in the inventory
 - 176 H Models
 - 134 J Models
- Current J Model Units
 - Rhode Island
 - Channel Island
 - Baltimore (Possible)
- Differences
 - Extra pallet position
 - No Navigators / Engineers
 - More reliable
 - Better Fuel Efficiency



120 AW VIGILANTES



City of Great Falls Sanitation Division

2020 RATE ANALYSIS

January 21, 2020
City Commission Work Session

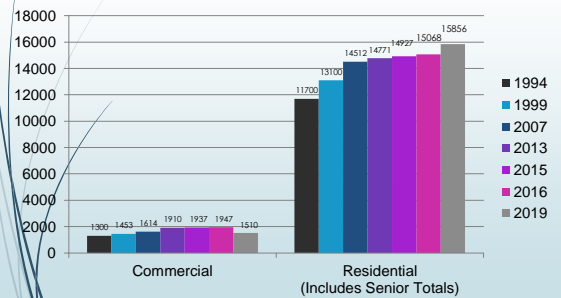
SANITATION RATE SETTING TIMETABLE

- ▶ January 21, 2020
-- Commission Work Session Presentation
- ▶ January 21, 2020
-- Set Public Hearing for February 18, 2020
- ▶ February 18, 2020
-- Public Hearing on Resolution 10324
- ▶ March 1, 2020
-- Rates proposed to go into effect

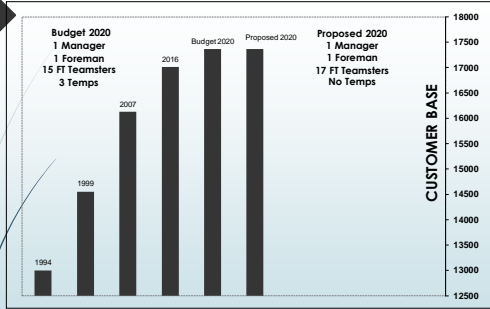
City Sanitation Customer Base

City Utility Customer Base FY 2019	21,977	100%
City SN Residential Customers	15,856	
City SN Commercial Customers	1,510	
Total City	17,366	79%
Republic		
Total Residential & Commercial	4,611	
Total Republic	4,611	21%

City Sanitation Customer Base



Current Collection Systems Staffing

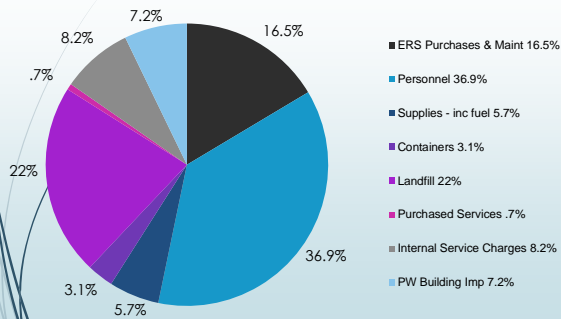


15.7 15.7 17.7 18.7 19.25 19.0 FTE'S
828 926 911 909 902 914 CUSTOMER'S/FTE

MAJOR RATE DRIVERS

- Landfill Costs** - 22% of Budget (Approx. \$930,000 per year)
 - 2.3% CPI increase 2020
- Personnel Costs** - 36.9% of Budget
 - 3.0% annual increase last 4 years
 - 3 PT to 2 FT insurance coverage requirement additional \$48,562
- Vehicle Replacement** - Intercap Loan
 - 6.6% of Budget (Updating Fleet)
 - Approx. \$268,000 per year
- Vehicle Maintenance** - 9.9% of Budget
 - Approx. \$407,000 per year

Sanitation Operating Costs Adopted FY 2019-2020



Sanitation Fleet Residential

YEAR	MANUFACTURER	MODEL
2007	American LaFrance	Condor
2012	Mack	LEU 613
2016	Peterbilt	PB 320
2016	Peterbilt	320
2017	Auto Car	Expiditor
2017	Auto Car	ACX 64
2018	Auto Car	Expiditor
2018	Auto Car	Expiditor
2019	Peterbilt	520

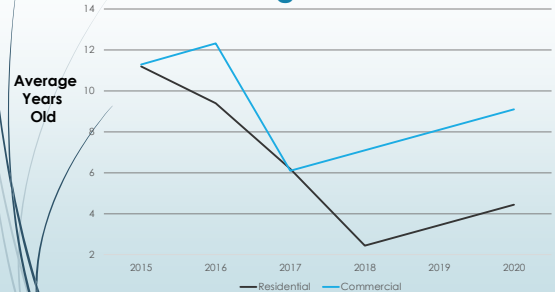
Average Residential Fleet Age 4.44 years

Sanitation Fleet Commercial

YEAR	MANUFACTURER	MODEL
2003	Valvo (Cardboard Collection)	WX64
2003	Sterling (Backup Roll-Off)	LT9500
2007	Sterling (Backup Commercial/Brush)	LT9500
2007	American LaFrance	Condor
2010	Kenworth	T800
2013	Peterbilt	320
2016	Kenworth	T440
2016	Kenworth	T800
2017	Kenworth	T440
2017	Kenworth	T440

Average Commercial Fleet Age 9.1 Years

Sanitation Fleet Average Years Old



Targeted Life Span: Residential 6-8 years Commercial 10 years

Internal Maintenance Charges With Both Plans

FY Year	Actual/Projected	Plan with no changes 7% increase per year	Plan with Intercap Loan & new trucks 2016 & new trucks 2023
2016	Actual	\$ 432,530.00	\$ 432,530.00
2017	Actual	\$ 462,807.10	\$ 459,543.00
2018	Actual	\$ 495,203.60	\$ 487,217.00 *
2019	Actual	\$ 529,867.85	\$ 431,411.00 *
2020	Actual	\$ 566,958.60	\$ 406,661.00 *
2021	Projected	\$ 606,645.70	\$ 433,557.00 *
2022	Projected	\$ 649,110.90	\$ 419,728.14
2023	Projected	\$ 694,548.66	\$ 428,122.70
2024	Projected	\$ 743,167.07	\$ 436,685.15
2025	Projected	\$ 795,188.76	\$ 445,418.85
Total Cost		\$5,976,028.24	\$4,380,873.84

Expected Savings With New Units \$1,595,154.40

*With Building Improvements Added \$22,500

Average Fleet Age In 2015: C: 11.33 years R: 11.20 years
In 2020: C: 9.10 years R: 4.44 years

Total Sanitation Fund Cash Flow with Capital Outlay Debt Service without Depreciation

	Actuals FY 2019	Projected FY 2020 7.5% Revenue Increase (4 months)	Projected FY 2021 7.5% Revenue Increase	Projected FY 2022 7.5% Revenue Increase	Projected FY 2023 7.5% Revenue Increase	Projected FY 2024 7.5% Revenue Increase	Projected FY 2025 7.5% Revenue Increase
Beginning Unrestricted Cash Balance	\$192,295	\$318,290	\$167,198	\$167,251	\$517,642	\$760,360	\$847,664
Revenues							
Miscellaneous	\$7,000	\$7,000	\$7,350	\$7,350	\$7,350	\$7,350	\$7,350
Commercial utility	\$1,979,299	\$1,913,084	\$1,611,187	\$1,712,784	\$1,712,786	\$1,712,748	\$1,712,746
Utility Equipment Rentals	\$2,215	\$0	\$0	\$0	\$0	\$0	\$0
Cardboard	\$946	\$2,008	\$2,100	\$2,100	\$2,100	\$2,100	\$2,100
Interest	\$10,165	\$0	\$0	\$0	\$0	\$0	\$0
Residential	\$2,453,899	\$2,491,208	\$2,678,044	\$2,811,947	\$2,811,947	\$2,811,947	\$2,811,947
Sale of Scrap & Supplies	\$1,919	\$0	\$0	\$0	\$0	\$0	\$0
Total Revenue	\$3,855,466	\$4,011,587	\$4,318,681	\$4,534,141	\$4,534,141	\$4,534,141	\$4,534,141
Expenses*							
Personal Services	\$1,422,668	\$1,561,934	\$1,640,031	\$1,722,032	\$1,808,134	\$1,896,241	\$1,993,468
Supplies & Material	\$136,784	\$160,542	\$178,569	\$197,498	\$217,372	\$238,241	\$260,155
Other Purchased Services	\$26,427	\$26,020	\$27,321	\$28,687	\$30,121	\$31,627	\$33,209
Landfill Costs	\$1,001,077	\$914,200	\$943,175	\$977,223	\$971,882	\$966,256	\$1,001,052
Travel	\$1,208	\$2,400	\$2,520	\$2,646	\$2,778	\$2,917	\$3,063
Internal Serv Chgs - Vehicle & Equip Maintenance	\$431,411	\$406,661	\$431,557	\$419,728	\$428,122	\$436,685	\$445,419
Internal Serv Chgs - Other	\$309,178	\$314,420	\$315,141	\$308,698	\$307,124	\$306,409	\$326,814
Debt Service	\$279,790	\$287,870	\$242,316	\$242,316	\$0	\$0	\$0
Capital Outlay	\$206,177	\$295,012	\$300,000	\$246,000	\$246,000	\$246,000	\$246,000
Total Expenses	\$4,008,610	\$4,168,879	\$4,318,628	\$4,385,006	\$4,201,424	\$4,436,819	\$4,609,257
Revenues Over (Under) Expenses	\$(155,147)	\$(151,092)	\$0	\$149,137	\$242,719	\$87,304	\$(37,113)
Adjustment to receivables / payables / restricted cash	\$79,192	\$0	\$0	\$201,234	\$0	\$0	\$0
Ending Unrestricted Cash Balance	\$318,290	\$167,198	\$167,251	\$517,642	\$760,360	\$847,664	\$772,550
Current Debt Service	\$134,673	\$134,673	\$134,673				
Maturity Principal & Interest	\$73,438	\$73,438	\$73,438				
Total Unrestricted and Restricted Cash	\$226,001	\$179,009	\$179,140				

*Projected Expense increased 5% except Internal Service Chgs - Vehicle & Equip Maintenance and Landfill Costs.
**As of debt service payment as of 10/20/22.
-Release of the cash reserves for debt service.

COMMERCIAL RATES

MONTHLY

	CURRENT	PROPOSED	DIFFERENCE
96 Gallon	\$ 21.25	\$ 22.80	\$ 1.55
300 Gallon	\$ 25.40	\$ 27.30	\$ 1.90
1.5 yard	\$ 35.90	\$ 38.60	\$ 2.70
2 yard	\$ 42.90	\$ 46.10	\$ 3.20
3 yard	\$ 61.60	\$ 66.20	\$ 4.60
4 yard	\$ 82.00	\$ 88.20	\$ 6.20
6 yard	\$122.00	\$131.20	\$ 9.20
8 yard	\$162.00	\$174.20	\$ 12.20
Cardboard Recycling	\$ 15.00	\$ 20.00	\$ 5.00
Vacant Business—Once a month pick up	\$ 5.00	\$ 5.00	No Change
DROP BOX (PER PICK-UP)			
3 yard construction dumpster	\$ 50.00	\$ 52.00	\$ 2.00
20 yard construction dumpster	\$285.00	\$299.00	\$ 14.00
30 yard construction dumpster	\$321.00	\$337.00	\$ 16.00
40 yard construction dumpster	\$352.00	\$370.00	\$ 18.00
30 yard compacted (plus disposal charge)	\$203.00	\$213.00	\$ 10.00
40 yard compacted (plus disposal charge)	\$203.00	\$213.00	\$ 10.00
Flat Rate Surcharge (overweight containers)	\$105.00	\$105.00	No Change
Dry Run Fee	\$ 50.00	\$ 50.00	No Change
Per Day Rental Fees	\$ 2.00	\$ 2.00	No Change

RESIDENTIAL RATES

MONTHLY

RESIDENTIAL	CURRENT	PROPOSED	DIFFERENCE
Regular 96 Gallon	\$ 12.70	\$ 13.65	\$.95
Duplex (\$13.65 per unit)	\$ 25.40	\$ 27.30	\$ 1.90
Triplex (\$13.65 per unit)	\$ 38.10	\$ 40.95	\$ 2.85
Additional 96 Gallon	\$ 7.20	\$ 7.70	\$.50
Senior Citizen	\$ 8.90	\$ 9.57	\$.67
Extra PU 96 Gallon	\$ 10.00	\$ 11.00	\$ 1.00
Extra PU 300 Gallon	\$ 15.00	\$ 17.00	\$ 2.00
Large Appliances	\$ 15.00	\$ 16.00	\$ 1.00
Large Appliances with Freon	\$ 50.00	\$ 54.00	\$ 4.00

Previous Residential 96 Gallon Rate Increases

Year	Residential Rate	Residential Increase
2011	\$ 9.96/mo.	\$0
2012	\$ 9.96/mo.	\$0
2013	\$ 9.96/mo.	\$0
2014	\$10.96/mo.	\$1.00/mo.
2015	\$11.51/mo.	\$0.55/mo.
2016	\$11.51/mo.	\$0
2017	\$12.09/mo.	\$0.58/mo.
2018	\$12.09/mo.	\$0
2019	\$12.70/mo.	\$0.61/mo.
2020 proposed	\$13.65/mo.	\$0.95/mo.

10 year average annual increase: 3.69%

Current Statewide Rates

PUBLIC	MONTHLY RESIDENTIAL RATE	COMPETITION	LANDFILL FEE PER TON	OWN LANDFILL
Bozeman	\$24.45	YES	\$27.00 Regular \$45.00 Construction Material	NO
Havre	\$16.33	NO	\$22.00 Landfill City SN \$0 Assessment	NO
Kalispell	\$15.97	YES	\$31.05	NO
Helena	\$14.68	NO	\$58.75 Transfer Sns \$26.00 Landfill City Only	NO
Great Falls	\$13.65 proposed	YES	\$27.98	NO
Billings	\$11.25	NO	\$19.85 Other Towns/County \$26.11	YES
PRIVATE	MONTHLY RESIDENTIAL RATE	COMPETITION	LANDFILL FEE PER TON	OWN LANDFILL
Republic Services Missoula (2020)	\$30.00	NO	\$62.96	YES
Republic Services Bozeman (2019)	\$25.68	YES	\$27.00	NO
Evergreen Kalispell (2019)	\$15.95	YES	\$31.05	NO
Republic Services Outside Great Falls	\$13.33 Black Eagle \$23.33 Outside Belt \$14.53 Inside Belt	NO	\$32.00	YES
Republic Services Great Falls	\$12.33	YES	\$32.00	YES