



Fiscal Year 2020 Proposed Budget

City of Great Falls, Montana



**City of Great Falls
City Manager Proposed
Annual Budget
Fiscal Year 2020**

July 1, 2019 through June 30, 2020





GOVERNMENT FINANCE OFFICERS ASSOCIATION

*Distinguished
Budget Presentation
Award*

PRESENTED TO

City of Great Falls

Montana

For the Fiscal Year Beginning

July 1, 2018

Christopher P. Morill

Executive Director

The Government Finance Officers Association of the United States and Canada (GFOA) presented a Distinguished Budget Presentation Award to City of Great Falls, Montana for its annual budget for the fiscal year beginning July 1, 2018. In order to receive this award, a governmental unit must publish a budget document that meets program criteria as a policy document, as an operations guide, as a financial plan, and as a communications device.

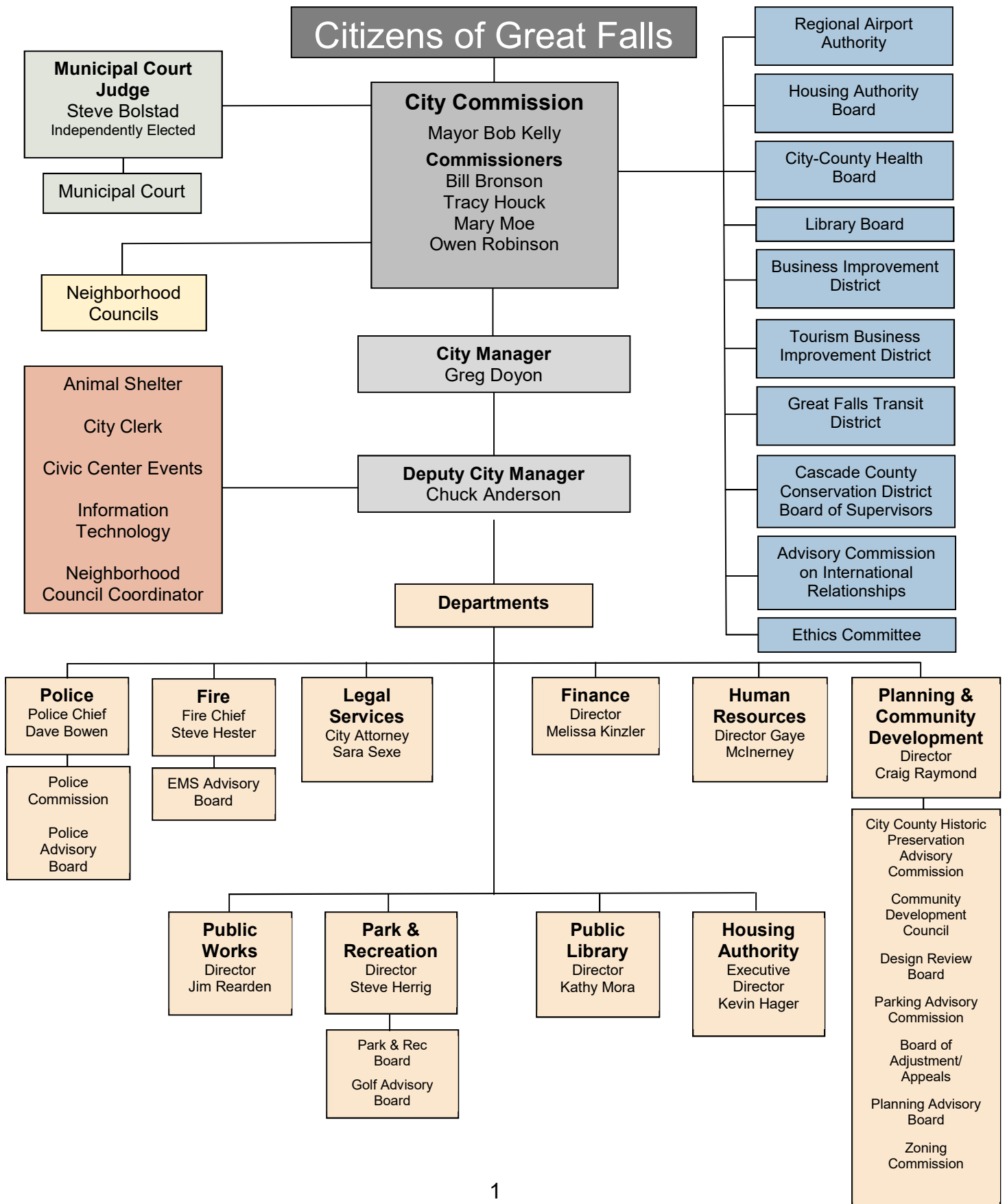
This award is valid for a period of one year only. We believe our current budget continues to conform to program requirements, and we are submitting it to GFOA to determine its eligibility for another award.

TABLE OF CONTENTS

INTRODUCTION	1
Organizational Chart	1
Policy Making and Administration Officials	2-3
Budget Development Process	4-5
Public Opportunity in Budget Development	6-7
Budget Presentation	8-9
FINANCIALS	11
Budget Resolution	11-14
<i>Appendix A: Balances & Changes by Fund</i>	15
Budget Overview	16
<i>Interfund Transfers</i>	16
<i>All Funds Combined</i>	17-18
General Fund	19
<i>General Fund Revenue</i>	20-22
<i>General Fund Expenditures by Department</i>	23
<i>General Fund Expenditures by Division</i>	24-33
Special Revenue Funds Combined	34
<i>Park and Recreation Special Revenue Fund</i>	35-37
<i>Parkland Trust Fund</i>	38
<i>Library Fund</i>	39-40
<i>Library Foundation Fund</i>	41
<i>Planning & Community Development Fund</i>	42-43
<i>Central MT Ag Tech TID Fund</i>	44
<i>Airport TID Fund</i>	45
<i>Downtown TID Fund</i>	46
<i>East Industrial Ag Tech Park</i>	47
<i>Economic Revolving Fund</i>	48
<i>Permits Fund</i>	49
<i>Licenses Fund</i>	50
<i>Natural Resources Fund</i>	51-52
<i>Portage Meadows Fund</i>	53
<i>Park Maintenance District Fund</i>	54
<i>Street District Fund</i>	55-56
<i>Support and Innovation Fund</i>	57-58
<i>Gas Tax BaRSAA Fund</i>	59
<i>911 Special Revenue Fund</i>	60
<i>Police Special Revenue Fund</i>	61
<i>HIDTA Special Revenue Fund</i>	62-63
<i>Fire Special Revenue Fund</i>	64
<i>Federal Block Grant Fund</i>	65-66
<i>Federal Home Grant Fund</i>	67-68
<i>CTEP Projects Fund</i>	69
<i>Housing Authority Fund</i>	70
<i>Lighting Districts Fund</i>	71
Debt Service Funds Combined	72
<i>Soccer Park Bond Fund</i>	73
<i>Swim Pool Rehab GO Bond Fund</i>	74
<i>West Bank Urban Renewal TID Fund</i>	75
<i>Improvement District Revolving Fund</i>	76
<i>Master Debt SILD Fund</i>	77
<i>General Obligation Taxable Bonds Fund</i>	78

TABLE OF CONTENTS

Capital Project Funds Combined.....	79
<i>General Capital Projects Fund</i>	80-82
<i>Improvement District Projects Fund</i>	83
<i>Street Lighting Construction Fund</i>	84
<i>Hazard Removal Fund</i>	85
Enterprise Funds Combined.....	86
<i>Golf Courses Fund</i>	87-89
<i>Water Fund</i>	90-92
<i>Sewer Fund</i>	93-95
<i>Storm Drain Fund</i>	96-98
<i>Sanitation Fund</i>	99-100
<i>Swimming Pools Fund</i>	101-103
<i>911 Dispatch Fund</i>	104
<i>Parking Fund</i>	105
<i>Recreation Fund</i>	106-108
<i>Multi-Sports Fund</i>	109
<i>Ice Breaker Fund</i>	110
<i>Civic Center Events Fund</i>	111-112
<i>Special State Projects Fund</i>	113
<i>Port Authority Fund</i>	114
Internal Service Funds Combined.....	115
<i>Central Garage Fund</i>	116
<i>Information Technology Fund</i>	117-118
<i>Insurance and Safety Fund</i>	119
<i>Health and Benefits Fund</i>	120
<i>Human Resources Fund</i>	121
<i>City Telephone Fund</i>	122
<i>Finance Fund</i>	123-125
<i>Engineering Fund</i>	126
<i>Public Works Administration Fund</i>	127
<i>Civic Center Facility Services Fund</i>	128
EMPLOYEE SUMMARY	129
FTEs – Full and Part Time Positions.....	129
Proposed Changes to FTE Counts in FY20.....	130
FTEs by Department and Division.....	131-132
FTEs by Fund.....	133-134
CAPITAL AND DEBT	135
Proposed Capital Expenditures by Category.....	135-136
Proposed Capital Projects for FY20.....	137-138
Proposed Capital Equipment for FY20.....	139
Computation of Legal Debt Margin.....	140
Long-Term Debt Schedule.....	141-142



Bob Kelly, Mayor



Greg Doyon, City Manager



City Commissioners



Bill Bronson



Tracy Houck



Mary Moe



Owen Robinson

Elected Positions

Bob Kelly	Mayor	870-0212
Bill Bronson	Commissioner	452-5921
Tracy Houck	Commissioner	781-8958
Mary Moe	Commissioner	868-9427
Owen Robinson	Commissioner	868-9800
Steve Bolstad	Municipal Judge	771-1380

Appointed Positions

Greg Doyon	City Manager	455-8450
-------------------	---------------------	-----------------

Department Positions

Chuck Anderson	Deputy City Manager	455-8450
Lisa Kunz	City Clerk	455-8451
Lanni Klasner	Communication Specialist	455-8496
Owen Grubenhoff	Civic Center Events Supervisor	455-8510
Jon Legan	Information Technology Operations Manager	455-8483
Gaye McInerney	Human Resources Director	455-8447
Craig Raymond	Planning and CD Director	455-8530
Bruce Haman	Building Official	455-8404
Tom Micuda	Deputy Planning and CD Director	455-8432
Greg Sukut	Housing Authority/ Executive Director	453-4311
Melissa Kinzler	Finance Director	455-8476
Steve Hester	Fire Chief	791-8965
Jeremy Jones	Assistant Fire Chief	791-8968
Dirk Johnson	Fire Marshal	791-8970
Sara Sexe	City Attorney	455-8442
Neil Anthon	Chief Prosecutor	455-8449
Steve Herrig	Park & Recreation Director	791-8980
Patty Rearden	Deputy Park & Recreation Director	791-8981
Lonnie Dalke	Parks Supervisor	791-8982
Todd Seymanski	City Forester	791-8983
Dave Bowen	Chief of Police	455-8410
Susie McIntyre	Library Director	453-9706
Jim Rearden	Public Works Director	727-8390
David Dobbs	Public Works/City Engineer	771-1258
Mike Judge	Public Works/Utility Systems Supervisor	727-8390
Wayne Lovelis	Public Works/Water Plant Supervisor	727-1325
Paul Skubinna	Public Works/ Environmental	455-8136

All phone numbers listed above are preceded by the area code 406.

Bolded positions denote Elected Officials and Department Heads.

The City Commission has final authority and responsibility for budget development in the City. The City Charter requires the City Manager to "prepare and present the budget to the City Commission". The Budget is prepared by the Finance Department under the direction of the City Manager. Although Finance coordinates budget development and creates the budget document, it represents a major effort by all City departments.

I. The Budget Cycle

1. March

- Manager and Department Head meetings to discuss budget priorities

2. April

- Distribution of budget instructions and forms
- Training sessions offered for Administrative Staff and Department Heads on personnel budgeting, budget entry, budget inquiry and reports
- Department Head and Commissioner Retreat
- Development of department requested budgets

3. May-June

- Finalize fixed and internal service charges to departments
- Departments present requested budgets to City Manager
- Manager's review - development of manager proposed budgets

4. June-July

- City Manager led City Commission Budget work session
- Manager's proposed budget presented to the City Commission
- Public hearing advertisement
- Proposed budget available for public inspection
- Formal public hearing on the proposed budget
- Annual budget resolution - City Commission adoption
- July 1 - start of new fiscal year

5. August-September

- Annual tax levies fixed by City Commission action on or before the first Thursday in September or 30 days after receiving taxable valuation from the Montana Department of Revenue
- Preparation of the final budget document

II. Budget Documents

There are two bound documents prepared by the Finance Department each year.

1. Manager's Proposed Budget

The Manager's proposed budget is presented to the City Commission and made available to the public in June or July. This document is the basis for the public hearing on the budget. Various resources are created to aid in preparation, which include:

- Department Requested Budgets
- Above and Beyond Requests
- General Fund Subsidies
- Fund Health: Stable & At-Risk
- Internal Service Charges
- Capital Improvement Planning

2. Final Budget

This document is the City Commission's adopted budget document and is made available in September.

III. Budget Finalization

The formal conclusion of the budget development process occurs on or before the second Monday in August. For this FY2019/2020 budget:

- The annual proposed budget will be presented on June 27, 2019.
- The budget hearing on the proposed budget is scheduled to be set on July 2, 2019.
- The budget hearing on the proposed budget is scheduled for July 16, 2019.
- The annual budget is proposed to be adopted July 16, 2019, or thereafter.
- Subsequent tax valuation information may require mid-year budget revisions.
- The resolution to fix annual tax levy adoption is scheduled for August 20, 2019.

State statutes, 7-6-4024 and 7-6-4036, MCA require the City Commission to adopt the final budget, and then fix the tax levy on or before the first Thursday in September or within 30 calendar days after receiving certified taxable values from the Montana Department of Revenue. This is one month after the beginning of the year being budgeted. The reason for this late legal finalization of the budget/tax levy is the timing of tax valuation information. Budget revenue estimates and tax levies are dependent upon tax valuation information. Accordingly, the budget is subject to revision, and not considered legally finalized, until the tax levy is fixed by City Commission resolution.

IV. Budget Amendment Procedure

The budget may be amended as authorized by the annual budget resolution. The City Manager has budget amendment authority for the expenditure of funds for any or all of the following:

- Appropriation carry-overs
- Appropriated reserves
- Contingency allocations
- Special assessments, grants, donations, trusts, agencies.

I. Public Notice**A. Public Budget Meetings**

In June or July the City Commission holds a public work session to review presentations of revenue forecasts, major issues, and budget implications. A budget work session agenda is provided to the news media and made available to the public prior to the first work session. All supporting documents are also available to the media and the public. Work sessions are televised live on City190 and also available for viewing on the City website at:

<https://greatfallsmt.net/meetings>

B. Manager's Proposed Budget

In June or July of each year the City Manager presents the Proposed Budget Document to the City Commission at a regular City Commission Work Session. Copies are immediately provided to the news media and made available to the public by hard copy or through the City's website. Work sessions are televised live on City190 and also available for viewing on the City website at:

<https://greatfallsmt.net/meetings>

A. Public Budget Hearing

Following the City Manager's presentation of the proposed budget, notice of public hearing on the proposed budget is published. The proposed budget and any proposed changes are made available to the news media and the public before the hearing. The annual public hearing on the budget is scheduled for the second regular City Commission meeting in July. Work sessions and Commission meetings are televised live on City190 and also available for viewing on the City website at:

<https://greatfallsmt.net/meetings>

II. Public Participation**A. Regular Commission Meetings**

The City Commission meets regularly at 7:00 p.m. the first and third Tuesdays of each month. The public is invited to attend and participate. In addition to scheduled public hearings, time is set aside at the end of each commission meeting for open comment from the public. Commission meetings are televised live on City190 and also available for viewing on the City website at:

<https://greatfallsmt.net/meetings>

B. Advisory Boards

The City Commission has nine neighborhood councils and a large number of advisory boards. Any city resident may seek election to their neighborhood council or apply for appointment to an advisory board through the City Manager's office. For appointed boards, the city limits an individual's term and appointments in order to encourage widespread citizen participation and fresh ideas on the advisory boards.

C. City Commission's Budget Development Meetings

At the public budget work sessions, each segment of the city operation and budget document is presented and discussed with the City Commission. These are open meetings, usually attended by the news media. Work sessions and Commission meetings are televised live on City190 and also available for viewing on the City website at:

<https://greatfallsmt.net/meetings>

D. Annual Budget Hearing

In accordance with state statute, a public hearing on the budget is held following public notice. The hearing is held in conjunction with a regular City Commission meeting usually at the second meeting in July. Commission meetings are televised live on City190 and also available for viewing on the City website at:

<https://greatfallsmt.net/meetings>



Management Plans

Full detail documentation underlying the budget are considered management plans. The plans are the basis of management control in the accounting records. Although only summary detail is presented in this budget document, full detail is available to the public through the Budget Office.

Budget Conforms to Accounting Structure

The line item presentation in the budget document is actually a summary of the line items used in the City's accounting systems; thus, the budget document provides an overview of the City financial plan without the volume of full depth detail.

Basis of Budgeting

- **Modified Accrual for Governmental Funds**

Governmental funds are the general fund, special revenue funds, debt service funds, and capital project funds. Revenues are recognized in the period they become susceptible to accrual by being measurable and available to finance expenditures. Expenditures rather than expenses are recorded to show the decreases in net financial resources of the current period. Debt service requirements are accounted for as expenditures in the year of payment. Depreciation allocations and compensated absence accruals are not included in the City's governmental fund budgets.

- **Accrual Basis for Proprietary Funds with Exceptions**

Proprietary Funds are the enterprise funds and internal service funds. Under accrual basis of accounting, most transactions are recorded when they occur, regardless of when cash is received or disbursed. The budget exceptions are as follows:

- Capital expenditures and debt principal are budgeted as appropriations,
- Debt issuance proceeds are budgeted as issuance of debt,
- Depreciation allocations and compensated absence accruals are not budgeted.

GAAP Presentation

State and federal regulations require the City to follow Generally Accepted Accounting Principles (GAAP) for Governmental Entities. The Governmental Accounting Standards Board (GASB) is recognized as the authority for GAAP rules. The Codification of Governmental Accounting and Financial Reporting Standards (GASB Cod.) is the authoritative reference for governmental accounting published by GASB.

Fund Accounting

The City's fund structure is summarized in:

- Appendix A. Balances and Changes by Fund

Double Counting

Fund accounting clearly enhances the accountability of the City; however, when summaries are presented which combine total revenues and expenditures for the City as a whole, some costs are duplicated. These duplicated costs fall into the following two major categories:

1. Internal Service Transactions

- Internal Service Charges represent proper revenue and expenditure transactions between City funds and operations. The transactions must be recorded for proper cost accounting in the individual operations, but the City as a whole has not disbursed or received any additional cash.
- Internal service operations include centralized accounting, budget, human resources, information technology, computer, and central garage operations. It would be less efficient and more costly if each operation had to separately provide for these services. Internal service charges represent proper allocation of centrally provided service costs.

2. Interfund Transfers

- Interfund transfers are exchanges of assets between funds. The transfers do not represent interfund payment for services received, but are still transactions which must be recorded for proper accountability among funds. Again, the City as a whole has not dispersed or received any additional cash.
- Interfund transfers generally occur from the General Fund to provide general purpose revenue support to operations accounted for within other funds, such as:
 - Civic Center Events
 - Engineering
 - Library
 - Recreation
 - Natural Resources
 - Planning and Community Development
 - Swimming Pools



**RESOLUTION NO. 10301
ANNUAL BUDGET RESOLUTION
A RESOLUTION RELATING TO FINAL BUDGETS AND ANNUAL
APPROPRIATIONS FOR THE FISCAL YEAR
BEGINNING JULY 1, 2019 AND ENDING JUNE 30, 2020**

WHEREAS, Montana Code Annotated (MCA), 7-6-4024, requires that the budget be approved and adopted by resolution by the later of the first Thursday after the first Tuesday in September or within 30 calendar days of receiving certified taxable values from the Department of Revenue, and

WHEREAS, the notice of hearing on budget increase from property taxes was published in accordance with Section 2-9-212(2)(b), MCA, and

WHEREAS, the notice of hearing on preliminary budget was published in accordance with Section 7-1-4127, MCA, as required by Section 7-6-4021, MCA, and

WHEREAS, the hearing on preliminary budget and budget increase from property taxes was held in accordance with Section 7-1-4131, MCA, and Section 7-6-4024, MCA, and,

WHEREAS, the Official City Code of the City of Great Falls, Title 2, Chapter 3, Section 2.3.040 states the Municipal Court Clerk salary set by Commission resolution, and,

WHEREAS, the Government Finance Officers Association recommends an unreserved fund balance in the General Fund of “no less than two months of regular general operating revenues or regular general fund operating expenditures”,

NOW, THEREFORE, BE IT RESOLVED BY THE CITY COMMISSION OF THE CITY OF GREAT FALLS, MONTANA:

Section 1. - Legal Spending Limits

The legal spending limits of the City of Great Falls are established at the fund level. Appendix A establishes each fund’s level. (7-6-4030, MCA)

Section 2. - Implementation Authority

- 2.1 The City Manager is hereby delegated appropriation authority for the expenditure of funds from any or all of the following:
 - a. debt service funds for obligations related to debt approved by the governing body;
 - b. trust funds for obligations authorized by trust covenants;

- c. any fund for federal, state, local or private grants and shared revenue accepted and approved by the governing body;
 - d. any fund for special assessments approved by the governing body;
 - e. the proceeds from the sale of land;
 - f. any fund for gifts or donations; and,
 - g. money borrowed during the fiscal year. (7-6-4006, MCA)
- 2.2 The City Manager is hereby delegated authority to adjust appropriations funded by fees throughout the fiscal year in any or all of the following:
- a. proprietary fund appropriations (enterprise and internal service funds);
 - b. general fund for fee supported services;
 - c. information technology fund for fee supported mapping services;
 - d. natural resources fund for fee supported forestry services; and,
 - e. permits fund. (7-6-4012, MCA)
- 2.3 The authority to make transfers of appropriations between funds is retained by the City Commission.
- 2.4 The City Manager is hereby delegated the authority to make transfers or revisions within appropriations of any fund.
- 2.5 The City Manager may delegate to his department directors the authority to make transfers or revisions within or among appropriations of specific operations within a fund, limited to the division level of accountability.
- 2.6 Joint operating agreements approved by the governing body; insurance recoveries or dividends; hazardous material recoveries, and refunds or reimbursements of expenditures shall automatically amend the annual appropriations or reduce recorded expenditures whichever is correct in accordance with Generally Accepted Accounting Principles (GAAP).

Section 3. - Appropriation Carryovers

Generally Accepted Accounting Principles (GAAP) require expenditures to be recognized in the fiscal year in which the goods or services are received.

- 3.1 Previous fiscal year appropriations for incomplete improvements in progress of construction, or segments thereof, are hereby declared authorized appropriations in addition to the appropriations set out in Appendix A., provided they meet the following criteria:
- a. related financing was provided in the prior fiscal year;
 - b. the appropriations were not obligated by year end;
 - c. the purpose was not included, or rejected, in current budget financing or appropriations; and,
 - d. the City Manager determines the appropriation is still needed.

- 3.2 Outstanding purchase orders and other obligations, representing a City obligation to pay the claim after receipt of the goods or services, are recognized as "claims incurred". They are hereby declared authorized "carryover" appropriations in addition to the appropriations set out in Appendix A., provided they meet the following criteria:
- a. related financing was provided in the prior fiscal year;
 - b. the appropriations were not otherwise obligated by year end;
 - c. the purpose was not included, or rejected, in current budget financing or appropriations; and,
 - d. the City Manager determines the appropriation is still needed.

Section 4. - Appropriated Reserves

Reserves which have been established for specific purposes, such as Equipment Revolving Scheduled (ERS) reserves, are hereby declared to be appropriations available for expenditure according to the reserve purpose. They shall be acknowledged as current appropriations upon the determination by the City Manager that they are currently needed to serve their intended purpose. Unexpended reserves shall be carried forward to meet future needs in accordance with their purpose.

Section 5. Contingency Account

- 5.1 Contingency account appropriations are provided by the City Commission as flexible appropriations. They are intended to provide the City Manager with an effective management tool for adjusting to changing circumstances throughout the budgetary year.
- 5.2 The City Manager is delegated the authority to transfer part or all of any contingency appropriation and related financing. Use of contingency appropriations is restricted to transfers of that appropriation authority to specific operating budgets. Proper classification of expenditures to specific operations is required. Accordingly, charging of expenditures directly to Contingency accounts is prohibited.
- 5.3 The Contingency appropriation is a two part authorization, determined on whether cash funding has been allocated in the General Fund during budget development:
- a. General Fund financed; and,
 - b. Unfunded - a specific fund cash balance, additional revenue, or other funding source must be identified before the "unfunded" contingency appropriation may be used.

Section 6. - Classification and Pay Plan

- 6.1 The objective of the City's Classification and Pay Plan is to enable the City to retain, and when necessary, recruit competent employees. Therefore, the Plan must be a dynamic tool which is continuously updated.

6.2 The City Manager is authorized to administratively change the Classification and Pay Plan. Annual pay surveys, continual or periodic review of positions with changed duties or responsibilities, and additions to the classification plan of changed and new classes of work will assure that the Classification and Pay Plan remains current and equitably meets the needs of the City and its employees.

Section 7. - Budgetary Authority

References to statutes, or to consistency with statutory authority, are for information purposes only. Nothing in this resolution shall be considered to mitigate or compromise the City's self-governing authority.

Section 8. - Accounting Structure

Staff is hereby directed to establish and maintain City accounting structure in accordance with Generally Accepted Accounting Principles (GAAP). Statutes, ordinances, resolutions or other authoritative sources shall be implemented according to their intent and GAAP. Staff shall provide for conformance with the Commission's limits for financing and appropriation under authorized budgets whenever making proper modifications to accounting structure.

Section 9. – Municipal Court Clerk Salary

The City Manager is authorized to administratively set the salary of the Municipal Court Clerk using the following salary range:

Municipal Court Clerk	\$42,692 to \$64,038
-----------------------	----------------------

Section 10. – Fund Balance

As permitted by Section 7-6-4034, MCA, the General Fund unreserved fund balance shall be considered adequate at 22% of annual appropriations. All other tax levy supported funds shall be considered adequate at 17% of annual appropriations. An unreserved fund balance for other operating funds of the City shall be considered adequate at a range of 8% to 22% of annual appropriations for seasonal operations, and 8% to 22% of annual appropriations for all other operating funds.

Such unreserved fund balances shall be used to meet extended revenue cycles, meet short term economic difficulties, respond to unique opportunities, provide for one-time expenditures, and respond to emergency and disaster situations. The balances should not be available to meet recurring operating expenses.

Annual Budget Resolution: Appendix A

City of Great Falls, Montana

Funds	+ Working Capital Sources				- Working Capital Uses			Ending Balance	Reserved Balance	Available Balance
	Beginning Balance	Revenues	Transfers In	Total Sources	Expenditures	Transfers Out	Total Uses			
General	5,778,630	33,259,302	0	33,259,302	31,589,485	1,662,877	33,252,362	5,785,570	0	5,785,570
Special Revenue Funds										
Park & Rec Special Revenue	741,837	177,540	0	177,540	165,111	0	165,111	754,266	352,621	401,645
Parkland Trust	19,802	0	0	0	0	0	0	19,802	19,802	0
Library	540,525	1,062,526	350,000	1,412,526	1,719,453	0	1,719,453	233,598	0	233,598
Library Foundation	294,864	108,375	0	108,375	102,775	0	102,775	300,464	300,464	0
Planning & Comm Dev	254,696	867,831	271,932	1,139,763	1,158,378	0	1,158,378	236,081	0	236,081
Central MT Ag Tech TID	1,097,966	315,000	0	315,000	19,614	0	19,614	1,393,352	1,393,352	0
Airport TID	30,690	21,162	0	21,162	2,072	0	2,072	49,780	49,780	0
Downtown TID	165,622	174,955	0	174,955	14,317	0	14,317	326,260	326,260	0
East Industrial Ag Tech TID	38,258	303,739	0	303,739	277,393	0	277,393	64,604	64,604	0
Economic Revolving	20,320	0	0	0	0	0	0	20,320	20,320	0
Permits	1,181,846	1,061,898	0	1,061,898	1,278,775	0	1,278,775	964,969	0	964,969
Licenses	0	0	0	0	0	0	0	0	0	0
Natural Resources	311,652	448,617	256,277	704,894	862,944	0	862,944	153,602	76,637	76,965
Portage Meadow	45,730	65,252	0	65,252	63,572	0	63,572	47,410	0	47,410
Park Maintenance District	1,124,883	1,500,000	0	1,500,000	1,500,000	0	1,500,000	1,124,883	1,124,883	0
Street District	4,055,165	6,217,515	0	6,217,515	9,591,165	40,000	9,631,165	641,515	0	641,515
Support & Innovation	69,960	932,000	0	932,000	932,000	0	932,000	69,960	0	69,960
Gas Tax BaRSAA	761,627	760,000	40,000	800,000	800,000	0	800,000	761,627	761,627	0
911 Special Revenue	708,732	612,447	0	612,447	0	356,674	356,674	964,505	964,505	0
Police Special Revenue	170,301	37,761	0	37,761	900	0	900	207,162	207,162	0
HIDTA Special Revenue	(22,675)	216,975	0	216,975	65,537	0	65,537	128,763	128,763	0
Fire Special Revenue	86,078	6,600	0	6,600	0	0	0	92,678	92,678	0
Federal Block Grant	923,615	794,666	0	794,666	801,755	0	801,755	916,526	916,526	0
HOME Grant	8,949	273,088	0	273,088	193,053	0	193,053	88,984	88,984	0
CTEP Projects	0	0	0	0	0	0	0	0	0	0
Housing Authority	0	1,514,195	0	1,514,195	1,514,195	0	1,514,195	0	0	0
Street Lighting Districts	1,934,610	1,170,052	0	1,170,052	1,426,972	0	1,426,972	1,677,690	0	1,677,690
Special Revenue Funds Total	14,565,057	18,642,194	918,209	19,560,403	22,489,981	396,674	22,886,655	11,238,805	6,888,968	4,349,837
Debt Service Funds										
Soccer Park Bond	40,180	171,000	0	171,000	167,043	0	167,043	44,137	44,137	(0)
West Bank TID	649,770	604,684	0	604,684	252,695	0	252,695	1,001,759	1,001,759	(0)
Improvement District Revolving	81,962	44,741	0	44,741	4,522	0	4,522	122,181	122,181	0
Master Debt SILD	16,575	15,984	0	15,984	4,353	0	4,353	28,206	28,206	0
General Obligation Taxable Bond	7,980	0	148,545	148,545	148,895	0	148,895	7,630	7,630	(0)
Debt Service Funds Total	796,467	836,409	148,545	984,954	577,508	0	577,508	1,203,913	1,203,913	(0)
Capital Projects Funds										
General Capital Projects	827,930	0	0	0	0	0	0	827,930	827,930	0
Improvement Districts Projects	5,685	0	0	0	0	0	0	5,685	5,685	0
Street Lighting Construction	0	0	0	0	0	0	0	0	0	0
Hazard Removal	47,204	0	0	0	0	0	0	47,204	47,204	0
Capital Projects Funds Total	880,819	0	0	0	0	0	0	880,819	880,819	0
Enterprise Funds										
Golf Courses	(1,611,425)	1,430,117	0	1,430,117	1,320,783	0	1,320,783	(1,502,091)	0	(1,502,091)
Water	14,095,339	13,747,686	0	13,747,686	23,113,048	0	23,113,048	4,729,977	3,876,733	853,244
Sewer	13,802,452	11,369,444	0	11,369,444	13,103,283	0	13,103,283	12,068,613	5,249,917	6,818,696
Storm Drain	4,040,318	2,950,800	0	2,950,800	3,867,164	0	3,867,164	3,123,954	980,348	2,143,606
Sanitation	684,780	3,870,325	0	3,870,325	3,909,447	0	3,909,447	645,658	235,613	410,045
Swimming Pools	74,691	478,200	267,861	746,061	790,109	0	790,109	30,643	0	30,643
911 Dispatch Center	811,912	1,854,791	356,674	2,211,465	2,084,989	0	2,084,989	938,388	938,388	0
Parking	302,196	782,100	0	782,100	651,665	0	651,665	432,631	49,026	383,605
Recreation	120,259	408,500	39,206	447,706	507,585	0	507,585	60,380	11,561	48,819
Multipisports	10,612	152,160	0	152,160	152,090	0	152,090	10,682	0	10,682
Ice Breaker Run	26,097	72,400	0	72,400	70,853	0	70,853	27,644	0	27,644
Civic Center Events	147,323	379,325	265,913	645,238	631,890	0	631,890	160,671	28,848	131,823
Special State Projects	0	383,402	0	383,402	383,402	0	383,402	0	0	0
Port Authority	132,388	0	0	0	0	0	0	132,388	132,388	0
Enterprise Funds Total	32,636,942	37,879,250	929,654	38,808,904	50,586,308	0	50,586,308	20,859,538	11,502,822	9,356,716
Internal Service Funds										
Central Garage	2,437,981	3,319,709	0	3,319,709	2,736,836	0	2,736,836	3,020,854	2,140,772	880,082
Information Tech	269,080	1,454,384	0	1,454,384	1,474,362	0	1,474,362	249,102	148,953	100,149
Insurance & Safety	605,759	1,194,558	0	1,194,558	1,252,124	0	1,252,124	548,193	0	548,193
Health & Benefits	(605,574)	10,391,928	0	10,391,928	10,375,082	0	10,375,082	(588,728)	0	(588,728)
Human Resources	204,805	552,116	0	552,116	703,760	0	703,760	53,161	0	53,161
City Telephone	32,585	65,796	0	65,796	59,730	0	59,730	38,651	0	38,651
Finance	340,476	1,804,089	0	1,804,089	2,004,092	0	2,004,092	140,473	0	140,473
Engineering	158,136	1,698,454	63,143	1,761,597	1,740,031	0	1,740,031	179,702	62,251	117,451
Public Works Admin	283,779	637,685	0	637,685	655,415	0	655,415	266,049	5,271	260,778
Civic Center Facility Services	227,943	604,043	0	604,043	635,172	0	635,172	196,814	97,116	99,698
Internal Service Funds Total	3,954,970	21,722,762	63,143	21,785,905	21,636,604	0	21,636,604	4,104,271	2,454,363	1,649,908
Total	58,612,886	112,339,917	2,059,551	114,399,468	126,879,886	2,059,551	128,939,437	44,072,917	22,930,885	21,142,032

Interfund transfers are flows of assets (such as cash or goods) between funds without equivalent flows of assets in return and without a requirement for repayment. The summary provides a brief explanation of each budgeted transfer in and transfer out proposed for the next fiscal year.

Operating Transfers

- Authorized transfers from a fund receiving revenue to the fund through which the resources are to be expended.
- Operating subsidy transfers from the General Fund to special revenue, enterprise, debt service or internal service funds.
- Contribution of capital financing to establish an operation.
- Subsequent return of all or part of such a contribution.
- Transfers of residual balances of discontinued funds to the General Fund or a debt service fund.

Interfund Transfers vs Revenues and Expenditures

Transfers represent the movement of cash assets between City funds and operations. They are transactions which must be recorded, but should not be confused with revenues and expenditures. For example, property taxes are properly recorded as revenues in the General Fund. However, part of the property taxes revenue is then transferred to the Library Fund as general support.

Fund	2018 Actual Amount	2019 Adopted Budget	2019 Amended Budget	2019 Projected Amount as of 6/03/2019	2020 Proposed Budget
Transfers In					
General	\$41,159	\$0	\$17,324	\$17,324	\$0
Library	\$350,000	\$350,000	\$350,000	\$350,000	\$350,000
Planning & Comm Development	\$185,623	\$271,932	\$289,256	\$289,256	\$271,932
Natural Resources	\$256,277	\$256,277	\$256,277	\$256,277	\$256,277
Gas Tax BaRSSA	\$18,569	\$36,041	\$36,041	\$36,041	\$40,000
General Obligation Taxable Bond	\$144,900	\$147,275	\$147,275	\$147,275	\$148,545
Swimming Pools	\$267,861	\$267,861	\$267,861	\$267,861	\$267,861
911 Dispatch	\$371,674	\$356,674	\$356,674	\$356,674	\$356,674
Recreation	\$39,206	\$39,206	\$39,206	\$39,206	\$39,206
Civic Center Events	\$223,742	\$265,913	\$265,913	\$265,913	\$265,913
Information Technology	\$25,000	\$0	\$0	\$0	\$0
Engineering	\$63,143	\$63,143	\$63,143	\$63,143	\$63,143
Total Transfers In	\$2,773,387	\$2,054,322	\$2,088,970	\$2,088,970	\$2,059,551
Transfers Out					
General Fund	\$1,767,840	\$1,661,607	\$1,661,607	\$1,661,607	\$1,662,877
License	\$0	\$0	\$34,648	\$34,648	\$0
Economic Revolving	\$570,461	\$0	\$0	\$0	\$0
Street District	\$18,569	\$36,041	\$36,041	\$36,041	\$40,000
Swim Pool Rehab Bond	\$41,159	\$0	\$0	\$0	\$0
911 Special Revenue	\$371,674	\$356,674	\$356,674	\$356,674	\$356,674
CTEP Projects	\$3,683	\$0	\$0	\$0	\$0
Total Transfers Out	\$2,773,386	\$2,054,322	\$2,088,970	\$2,088,970	\$2,059,551

Summary Level

The chart on the following page shows dollar totals for the City-as-a-Whole by major categories within:

Revenues	(including transfers in)	12 categories
Expenditures	(including transfers out)	9 categories
Balances	(reserved and unreserved)	

Columns -- 3 Year Comparison

This summary provides a three year financial comparison with columns to show:

FY 2018 Actual Amount - last completed fiscal year

- Shows audited financial information.

FY 2019 Budgeted - current fiscal year

- Adopted budget as adopted by the City Commission.
- Amended budget shows the original budget plus authorized budget amendments.

FY 2019 Projected Amount as of 6/03/2019

FY 2020 Proposed Budget (City Manager's)

- Shows the budget for the upcoming fiscal year as Proposed by the City Manager in the preliminary Budget Document.

	2018 Actual Amount	2019 Adopted Budget	2019 Amended Budget	2019 Projected Amount as of 6/03/2019	2020 Proposed Budget
Revenue					
Taxes	\$19,042,056	\$21,375,738	\$21,602,350	\$20,527,517	\$22,949,998
Licenses & Permits	\$2,476,872	\$2,228,815	\$2,228,815	\$2,528,909	\$2,302,241
Intergovernmental	\$12,114,765	\$13,125,880	\$13,334,746	\$12,620,030	\$13,568,725
Charges for Services	\$48,162,718	\$47,850,382	\$47,862,327	\$47,466,514	\$49,721,560
Fines & Forfeitures	\$983,310	\$910,000	\$916,918	\$784,838	\$918,000
Internal Service	\$12,777,108	\$12,702,974	\$12,702,974	\$12,646,566	\$13,551,817
Special Assessments	\$6,811,674	\$8,430,312	\$8,430,312	\$8,378,056	\$8,742,911
Investment Income	\$337,975	\$53,250	\$53,490	\$731,828	\$60,350
Other	\$1,429,378	\$528,815	\$925,265	\$1,265,447	\$524,315
Transfer In	\$2,773,387	\$2,054,322	\$2,088,970	\$2,088,970	\$2,059,551
Issuance of Debt	\$17,603,760	\$0	\$5,329,427	\$5,329,427	\$0
Sale of Assets	\$74,628	\$0	\$0	\$152,316	\$0
Revenue Totals	\$124,587,630	\$109,260,488	\$115,475,594	\$114,520,418	\$114,399,468
Expenditures					
Personal Services	\$41,619,405	\$44,993,161	\$45,078,130	\$44,108,989	\$46,407,363
Supplies	\$5,915,484	\$6,013,196	\$6,284,328	\$5,896,026	\$5,992,463
Purchased Services	\$22,288,230	\$24,884,153	\$26,880,556	\$23,520,252	\$26,417,315
Debt Service	\$7,115,821	\$7,193,767	\$7,233,392	\$7,165,374	\$7,065,974
Contributions & Other	\$1,217,816	\$1,511,195	\$1,560,066	\$1,123,750	\$1,797,745
Other	\$210,397	\$30,500	\$76,485	\$35,029	\$30,450
Internal Service	\$11,542,082	\$11,518,739	\$11,518,739	\$11,513,020	\$12,291,120
Capital Outlay	\$24,675,771	\$19,727,153	\$38,367,581	\$22,821,894	\$26,877,456
Transfer Out	\$2,773,386	\$2,054,322	\$2,088,970	\$2,088,970	\$2,059,551
Expenditure Totals	\$117,358,392	\$117,926,186	\$139,088,247	\$118,273,304	\$128,939,437
Revenue Over (Under) Expenditures	\$7,229,238	(\$8,665,698)	(\$23,612,653)	(\$3,752,886)	(\$14,539,969)
Unreserved Balances					
Beginning Balance - July 1	\$38,512,789	\$41,805,793	\$41,805,793	\$41,805,793	\$37,662,595
Net Change	\$3,293,004	(\$9,389,933)	(\$19,756,757)	(\$4,143,198)	(\$16,520,563)
Ending Balance - June 30	\$41,805,793	\$32,415,860	\$22,049,036	\$37,662,595	\$21,142,032
Reserved Balances					
Beginning Balance - July 1	\$16,623,746	\$20,559,980	\$20,559,980	\$20,559,980	\$20,950,291
Net Change	\$3,936,234	\$724,235	(\$3,855,896)	\$390,311	\$1,980,594
Ending Balance - June 30	\$20,559,980	\$21,284,215	\$16,704,084	\$20,950,291	\$22,930,885
Total Fund Balance	\$62,365,773	\$53,700,076	\$38,753,120	\$58,612,886	\$44,072,917

	2018 Actual Amount	2019 Adopted Budget	2019 Amended Budget	2019 Projected Amount as of 6/03/2019	2020 Proposed Budget
Revenue					
Taxes	\$16,898,801	\$19,511,000	\$19,511,000	\$18,215,875	\$20,564,142
Licenses & Permits	\$836,215	\$1,070,600	\$1,070,600	\$1,110,034	\$1,070,600
Intergovernmental	\$8,260,227	\$8,258,048	\$8,295,093	\$8,273,336	\$8,550,052
Charges for Services	\$1,133,961	\$1,161,644	\$1,171,834	\$1,148,071	\$1,198,588
Fines & Forfeitures	\$812,909	\$820,000	\$820,000	\$709,200	\$820,000
Internal Service	\$1,026,574	\$832,291	\$832,291	\$832,291	\$862,379
Investment Income	\$23,372	\$40,000	\$40,000	\$52,696	\$40,000
Other	\$111,977	\$193,135	\$193,135	\$82,200	\$153,541
Transfer In	\$41,159	\$0	\$17,324	\$17,324	\$0
Revenue Totals	\$29,145,195	\$31,886,718	\$31,951,277	\$30,441,027	\$33,259,302
Expenditures					
Personal Services	\$21,479,448	\$22,949,220	\$22,963,077	\$22,968,168	\$24,367,598
Supplies	\$1,155,992	\$971,740	\$973,479	\$913,742	\$969,819
Purchased Services	\$1,338,760	\$1,265,981	\$1,564,883	\$1,463,129	\$1,361,823
Debt Service	\$86,265	\$119,727	\$119,727	\$119,727	\$86,635
Contributions & Other	\$250,000	\$250,000	\$250,000	\$250,000	\$250,000
Other	\$81,247	\$20,000	\$65,985	\$25,000	\$20,000
Internal Service	\$4,385,328	\$4,178,334	\$4,178,334	\$4,178,367	\$4,533,610
Capital Outlay	\$198,020	\$451,909	\$576,582	\$169,057	\$0
Transfer Out	\$1,767,840	\$1,661,607	\$1,661,607	\$1,661,607	\$1,662,877
Expenditures Totals	\$30,742,900	\$31,868,518	\$32,353,674	\$31,748,797	\$33,252,362
Revenue Over (Under) Expenditures	(\$1,597,705)	\$18,200	(\$402,397)	(\$1,307,770)	\$6,940
Unreserved Balances					
Beginning Balance - July 1	\$8,684,105	\$7,086,400	\$7,086,400	\$7,086,400	\$5,778,630
Net Change	(\$1,597,705)	\$18,200	(\$402,397)	(\$1,307,770)	\$6,940
Ending Balance - June 30	\$7,086,400	\$7,104,600	\$6,684,003	\$5,778,630	\$5,785,570
Reserved Balances					
Beginning Balance - July 1	\$0	\$0	\$0	\$0	\$0
Net Change	\$0	\$0	\$0	\$0	\$0
Ending Balance - June 30	\$0	\$0	\$0	\$0	\$0
Total Fund Balance	\$7,086,400	\$7,104,600	\$6,684,003	\$5,778,630	\$5,785,570

General Fund Revenue

City of Great Falls, Montana

	2018 Actual Amount	2019 Adopted Budget	2019 Amended Budget	2019 Projected Amount as of 6/03/2019	2020 Proposed Budget
Revenues					
Taxes					
Real Current Ad Valorem	\$11,504,409	\$14,528,790	\$14,528,790	\$12,295,158	\$15,121,932
Real Current Permissive Health Mill	\$2,058,372	\$2,902,210	\$2,902,210	\$2,289,109	\$3,362,210
Real Delinquent Ad Valorem	\$1,628,124	\$665,000	\$665,000	\$1,905,534	\$665,000
Real Delinquent Permissive Health Mill	\$302,115	\$85,000	\$85,000	\$366,074	\$85,000
Mobile Home Taxes	\$51,717	\$45,000	\$45,000	\$45,000	\$45,000
Other Personal Property	\$188,238	\$150,000	\$150,000	\$165,000	\$150,000
Delinquent Tax Penalty & Interest	\$33,742	\$35,000	\$35,000	\$35,000	\$35,000
Local Option Vehicle	\$1,132,084	\$1,100,000	\$1,100,000	\$1,115,000	\$1,100,000
Total Taxes	\$16,898,801	\$19,511,000	\$19,511,000	\$18,215,875	\$20,564,142
Licenses & Permits					
Liquor License	\$44,765	\$45,000	\$45,000	\$44,000	\$45,000
Beer & Wine License	\$37,830	\$34,000	\$34,000	\$33,000	\$34,000
Business Safety Inspection Certificate	\$0	\$235,000	\$235,000	\$250,000	\$235,000
CATV Franchise Fees	\$703,560	\$710,000	\$710,000	\$734,434	\$710,000
Animal Licenses	\$43,459	\$40,000	\$40,000	\$42,000	\$40,000
Towing Contract Fee	\$6,601	\$6,600	\$6,600	\$6,600	\$6,600
Total Licenses & Permits	\$836,215	\$1,070,600	\$1,070,600	\$1,110,034	\$1,070,600
Intergovernmental					
COPS Hiring Grant	\$0				
DOJ Terror Grant	\$4,175	\$8,000	\$8,000	\$2,000	\$8,000
Miscellaneous Public Safety Grants	\$62,135	\$17,500	\$54,545	\$40,485	\$17,500
Gaming License	\$147,650	\$150,000	\$150,000	\$147,000	\$150,000
Entitlement HB 124	\$8,019,361	\$8,058,548	\$8,058,548	\$8,058,728	\$8,350,552
Pers Prop Reimbursement One-Time	\$2,245	\$0	\$0	\$1,123	\$0
Payment of Lieu of Taxes Miscellaneous	\$24,661	\$24,000	\$24,000	\$24,000	\$24,000
Total Intergovernmental	\$8,260,227	\$8,258,048	\$8,295,093	\$8,273,336	\$8,550,052
Charges for Services					
Sale of Municipal Code	\$0				
City Attorney Miscellaneous	\$29,227	\$28,000	\$28,000	\$30,906	\$28,000
Deferred Prosecution Charges	\$192,105	\$210,000	\$210,000	\$171,600	\$210,000
Miscellaneous Municipal Court Charges	\$1,597	\$2,000	\$2,000	\$1,600	\$2,000
Police Photo Charges	\$60	\$0	\$0	\$0	\$0
Police Sex Offender Registrations	\$2,420	\$1,800	\$1,800	\$825	\$1,100
Police Service Charges Miscellaneous	\$38,470	\$31,125	\$31,125	\$42,000	\$31,125
Police Service Charges	\$403,932	\$431,264	\$431,264	\$431,264	\$448,286
EMS Contract Services Response Time Standard	\$13,090	\$0	\$10,190	\$33,260	\$20,000
EMS Contract Services 911 System Medical Director	\$8,377	\$8,377	\$8,377	\$8,637	\$8,377
EMS Contract Services Pre-Transport Service Fee	\$23,271	\$23,271	\$23,271	\$23,991	\$23,271

General Fund Revenue

City of Great Falls, Montana

	2018 Actual Amount	2019 Adopted Budget	2019 Amended Budget	2019 Projected Amount as of 6/03/2019	2020 Proposed Budget
EMS Contract Services System O/S & Monitoring	\$10,471	\$10,471	\$10,471	\$10,796	\$10,471
Fire Service District Charges	\$207,799	\$217,000	\$217,000	\$210,000	\$217,000
Fire Service Charges Report Fees	\$640	\$500	\$500	\$719	\$500
Commercial Raw Water	\$34,883	\$30,000	\$30,000	\$30,845	\$30,000
Animal Adoption Fees	\$6,390	\$6,300	\$6,300	\$5,116	\$6,300
Animal Shelter Contract County	\$483	\$350	\$350	\$600	\$350
Animal Shelter Miscellaneous	\$545	\$2,500	\$2,500	\$3,062	\$2,500
Animal Donations	\$290	\$500	\$500	\$400	\$500
Animal Cremation Fees	\$42,059	\$45,000	\$45,000	\$39,500	\$45,000
Animal Guardian Angels	\$28,787	\$27,000	\$27,000	\$22,310	\$27,000
Animal Microchipping	\$8,920	\$8,000	\$8,000	\$7,248	\$8,000
Animal Nametag	\$4,266	\$4,000	\$4,000	\$4,000	\$4,000
Animal Surrender Fee	\$2,080	\$2,000	\$2,000	\$1,450	\$2,000
Animal Redemption Administration Fee	\$4,326	\$4,000	\$4,000	\$4,633	\$4,000
Animal Redemption Triage/ Vaccin Fee	\$5,608	\$5,000	\$5,000	\$4,500	\$5,000
Animal Redemption Cost of Care	\$8,619	\$8,200	\$8,200	\$8,437	\$8,200
Animal Redemption Cost of Care - Court	\$235	\$0	\$0	\$2,068	\$0
Animal Redemption Court Mandated	\$50	\$0	\$0	\$50	\$0
Animal Redemption Veterinary Bills	\$161	\$360	\$360	\$400	\$360
Advertising	\$0				\$0
Boat Fees	\$4,624	\$5,000	\$5,000	\$2,609	\$5,000
Merchandise Sales	\$0	\$50	\$50	\$0	\$50
Park Facility Miscellaneous	\$17,192	\$15,000	\$15,000	\$9,447	\$15,000
Housing Management Fee	\$31,581	\$33,826	\$33,826	\$33,826	\$34,448
Miscellaneous Other Charges	\$1,403	\$750	\$750	\$1,972	\$750
Total Charges for Services	\$1,133,961	\$1,161,644	\$1,171,834	\$1,148,071	\$1,198,588
Fines & Forfeitures					
Traffic Fines	\$721,066	\$740,000	\$740,000	\$650,000	\$740,000
Collection Agency Fines	\$0				
Court Surcharge	\$40,702	\$48,000	\$48,000	\$36,000	\$48,000
Victim Witness Surcharge Administration	\$699	\$1,000	\$1,000	\$700	\$1,000
Animal Control Fines	\$6,603	\$6,000	\$6,000	\$3,500	\$6,000
Other Fines & Forfeitures Miscellaneous	\$43,839	\$25,000	\$25,000	\$19,000	\$25,000
Total Fines & Forfeitures	\$812,909	\$820,000	\$820,000	\$709,200	\$820,000
Internal Service					
Administration Support	\$635,776	\$696,937	\$696,937	\$696,937	\$715,103
TID Administration Support	\$23,315	\$31,514	\$31,514	\$31,514	\$39,126
Fire Hydrant	\$50,000	\$50,000	\$50,000	\$50,000	\$50,000
Fire Inspection Services (License) Non-Recurring	\$264,553	\$0	\$0	\$0	\$0
Green Area Service Non-Recurring	\$52,930	\$53,840	\$53,840	\$53,840	\$58,150
Total Internal Service	\$1,026,574	\$832,291	\$832,291	\$832,291	\$862,379

General Fund Revenue

City of Great Falls, Montana

	2018 Actual Amount	2019 Adopted Budget	2019 Amended Budget	2019 Projected Amount as of 6/03/2019	2020 Proposed Budget
Investment Income					
Regular Interest	\$23,372	\$40,000	\$40,000	\$52,696	\$40,000
Total Investment Income	\$23,372	\$40,000	\$40,000	\$52,696	\$40,000
Other					
Miscellaneous Leases	\$10,649	\$10,648	\$10,648	\$10,648	\$10,648
Land Rental Miscellaneous	\$0				
Miscellaneous Revenues	\$2,051	\$1,000	\$1,000	\$3,604	\$1,000
Sale of Scrap & Surplus	\$25,854	\$0	\$0	\$0	\$0
Contributions & Donations	\$6,107	\$0	\$0	\$1,520	\$0
Refunds & Reimbursements	\$67,316	\$181,487	\$181,487	\$66,428	\$141,893
Total Other	\$111,977	\$193,135	\$193,135	\$82,200	\$153,541
Transfer In					
Operating Transfer In	\$41,159	\$0	\$17,324	\$17,324	\$0
Total Transfer In	\$41,159	\$0	\$17,324	\$17,324	\$0
Total Revenues	\$29,145,195	\$31,886,718	\$31,951,277	\$30,441,027	\$33,259,302

General Fund Expenditures by Department

City of Great Falls, Montana

	2018 Actual Amount	2019 Adopted Budget	2019 Amended Budget	2019 Projected Amount as of 6/03/2019	2020 Proposed Budget
Administration Group					
City Commission	\$258,576	\$170,428	\$190,181	\$183,026	\$233,147
City Manager	\$508,137	\$533,275	\$533,275	\$534,756	\$556,326
Neighborhood Council	\$76,624	\$83,331	\$83,331	\$67,925	\$115,396
City Clerk	\$194,547	\$203,523	\$203,523	\$203,301	\$217,633
Animal Shelter	\$662,126	\$687,316	\$729,544	\$722,957	\$738,301
City 190	\$17,771	\$30,373	\$154,836	\$55,416	\$21,123
Miscellaneous Admin	\$1,425,783	\$817,200	\$941,873	\$1,003,432	\$865,816
Contingency	\$0	\$451,909	\$352,489	\$0	\$0
City/ County Health	\$250,000	\$250,000	\$250,000	\$250,000	\$250,000
Total Administration Group	\$3,393,564	\$3,227,355	\$3,439,052	\$3,020,813	\$2,997,742
Court					
Court	\$551,291	\$571,179	\$571,179	\$522,400	\$618,458
Elected Judge	\$152,299	\$158,072	\$158,072	\$158,563	\$196,021
Jail Alternatives	\$22,474	\$23,000	\$23,000	\$23,000	\$23,000
Total Court	\$726,064	\$752,251	\$752,251	\$703,963	\$837,479
Legal Department					
City Attorney	\$892,947	\$994,404	\$994,404	\$982,197	\$1,032,640
Legal Services	\$373	\$0	\$0	\$0	\$0
Total Legal Department	\$893,320	\$994,404	\$994,404	\$982,197	\$1,032,640
Police Department					
Police Admin	\$2,081,053	\$2,272,962	\$2,342,962	\$2,319,250	\$2,474,499
Patrol	\$5,795,309	\$6,405,651	\$6,405,651	\$6,400,735	\$7,339,947
Support Services	\$1,431,737	\$1,508,360	\$1,508,360	\$1,522,322	\$1,393,402
Investigation Services	\$2,642,239	\$2,705,211	\$2,705,211	\$2,578,903	\$2,312,717
Records Bureau	\$639,308	\$640,877	\$640,877	\$640,877	\$682,977
COPS Grant	\$0	\$0	\$0	\$0	\$0
Total Police Department	\$12,589,646	\$13,533,061	\$13,603,061	\$13,462,087	\$14,203,542
Fire Department					
Fire Debt Service	\$84,082	\$86,872	\$86,872	\$86,872	\$86,635
Fire Operations	\$8,238,525	\$8,373,292	\$8,573,084	\$8,647,769	\$9,002,264
Fire Prevention	\$457,575	\$514,752	\$514,752	\$469,467	\$544,458
Fire Hydrants	\$0	\$0	\$0	\$0	\$0
Emergency & Disaster	\$104,470	\$6,322	\$6,322	\$6,387	\$0
Total Fire Department	\$8,884,652	\$8,981,238	\$9,181,030	\$9,210,495	\$9,633,357
Park & Recreation Department					
Park & Rec Admin	\$552,989	\$618,340	\$618,340	\$613,857	\$639,027
Parks	\$1,828,865	\$1,963,299	\$1,963,299	\$1,960,115	\$2,100,057
Trail Maintenance	\$105,960	\$136,963	\$140,630	\$133,663	\$145,641
Total Park & Rec Dept.	\$2,487,814	\$2,718,602	\$2,722,269	\$2,707,635	\$2,884,725
Transfers Out	\$1,767,840	\$1,661,607	\$1,661,607	\$1,661,607	\$1,662,877
Total Expenditures	\$30,742,900	\$31,868,518	\$32,353,674	\$31,748,797	\$33,252,362

General Fund Expenditures by Division

City of Great Falls, Montana

City Commission	2018 Actual Amount	2019 Adopted Budget	2019 Amended Budget	2019 Projected Amount as of 6/03/2019	2020 Proposed Budget
Personal Services	\$101,764	\$108,147	\$108,147	\$107,545	\$119,387
Supplies	\$1,142	\$1,400	\$1,400	\$1,200	\$2,900
Purchased Services	\$150,005	\$54,600	\$74,353	\$68,000	\$103,850
Debt Service	\$0	\$0	\$0	\$0	\$0
Contributions & Other	\$0	\$0	\$0	\$0	\$0
Other	\$0	\$0	\$0	\$0	\$0
Internal Service	\$5,665	\$6,281	\$6,281	\$6,281	\$7,010
Capital Outlay	\$0	\$0	\$0	\$0	\$0
Transfer Out	\$0	\$0	\$0	\$0	\$0
Total City Commission	\$258,576	\$170,428	\$190,181	\$183,026	\$233,147

City Manager	2018 Actual Amount	2019 Adopted Budget	2019 Amended Budget	2019 Projected Amount as of 6/03/2019	2020 Proposed Budget
Personal Services	\$448,111	\$470,001	\$470,001	\$476,022	\$490,633
Supplies	\$1,123	\$3,000	\$3,000	\$1,500	\$2,700
Purchased Services	\$19,267	\$19,040	\$19,040	\$16,000	\$19,540
Debt Service	\$0	\$0	\$0	\$0	\$0
Contributions & Other	\$0	\$0	\$0	\$0	\$0
Other	\$0	\$0	\$0	\$0	\$0
Internal Service	\$39,636	\$41,234	\$41,234	\$41,234	\$43,453
Capital Outlay	\$0	\$0	\$0	\$0	\$0
Transfer Out	\$0	\$0	\$0	\$0	\$0
Total City Manager	\$508,137	\$533,275	\$533,275	\$534,756	\$556,326

Neighborhood Council	2018 Actual Amount	2019 Adopted Budget	2019 Amended Budget	2019 Projected Amount as of 6/03/2019	2020 Proposed Budget
Personal Services	\$67,437	\$70,990	\$70,990	\$56,884	\$92,464
Supplies	\$596	\$1,000	\$1,000	\$1,300	\$1,000
Purchased Services	\$670	\$3,100	\$3,100	\$1,500	\$4,020
Debt Service	\$0	\$0	\$0	\$0	\$0
Contributions & Other	\$0	\$0	\$0	\$0	\$0
Other	\$0	\$0	\$0	\$0	\$0
Internal Service	\$7,921	\$8,241	\$8,241	\$8,241	\$17,912
Capital Outlay	\$0	\$0	\$0	\$0	\$0
Transfer Out	\$0	\$0	\$0	\$0	\$0
Total Neighbor. Council	\$76,624	\$83,331	\$83,331	\$67,925	\$115,396

General Fund Expenditures by Division

City of Great Falls, Montana

City Clerk	2018 Actual Amount	2019 Adopted Budget	2019 Amended Budget	2019 Projected Amount as of 6/03/2019	2020 Proposed Budget
Personal Services	\$146,235	\$155,053	\$155,053	\$157,181	\$168,324
Supplies	\$1,662	\$1,600	\$1,600	\$1,000	\$1,600
Purchased Services	\$13,721	\$9,750	\$9,750	\$8,000	\$11,250
Debt Service	\$0	\$0	\$0	\$0	\$0
Contributions & Other	\$0	\$0	\$0	\$0	\$0
Other	\$0	\$0	\$0	\$0	\$0
Internal Service	\$32,929	\$37,120	\$37,120	\$37,120	\$36,459
Capital Outlay	\$0	\$0	\$0	\$0	\$0
Transfer Out	\$0	\$0	\$0	\$0	\$0
Total City Clerk	\$194,547	\$203,523	\$203,523	\$203,301	\$217,633

Animal Shelter	2018 Actual Amount	2019 Adopted Budget	2019 Amended Budget	2019 Projected Amount as of 6/03/2019	2020 Proposed Budget
Personal Services	\$446,033	\$509,179	\$509,179	\$500,591	\$552,175
Supplies	\$75,973	\$56,353	\$59,864	\$77,000	\$56,353
Purchased Services	\$58,896	\$51,418	\$81,195	\$70,000	\$51,418
Debt Service	\$0	\$0	\$0	\$0	\$0
Contributions & Other	\$0	\$0	\$0	\$0	\$0
Other	\$38,331	\$20,000	\$28,940	\$25,000	\$20,000
Internal Service	\$42,893	\$50,366	\$50,366	\$50,366	\$58,355
Capital Outlay	\$0	\$0	\$0	\$0	\$0
Transfer Out	\$0	\$0	\$0	\$0	\$0
Total Animal Shelter	\$662,126	\$687,316	\$729,544	\$722,957	\$738,301

City 190	2018 Actual Amount	2019 Adopted Budget	2019 Amended Budget	2019 Projected Amount as of 6/03/2019	2020 Proposed Budget
Personal Services	\$0	\$0	\$0	\$0	\$0
Supplies	\$9,379	\$10,805	\$9,033	\$9,033	\$2,000
Purchased Services	\$6,458	\$17,538	\$44,353	\$44,353	\$16,588
Debt Service	\$0	\$0	\$0	\$0	\$0
Contributions & Other	\$0	\$0	\$0	\$0	\$0
Other	\$0	\$0	\$0	\$0	\$0
Internal Service	\$1,934	\$2,030	\$2,030	\$2,030	\$2,535
Capital Outlay	\$0	\$0	\$99,420	\$0	\$0
Transfer Out	\$0	\$0	\$0	\$0	\$0
Total City 190	\$17,771	\$30,373	\$154,836	\$55,416	\$21,123

General Fund Expenditures by Division

City of Great Falls, Montana

Miscellaneous Admin	2018 Actual Amount	2019 Adopted Budget	2019 Amended Budget	2019 Projected Amount as of 6/03/2019	2020 Proposed Budget
Personal Services	\$0	\$0	\$0	\$0	\$0
Supplies	\$0	\$0	\$0	\$0	\$0
Purchased Services	\$6,724	\$23,500	\$23,500	\$40,675	\$23,500
Debt Service	\$0	\$0	\$0	\$0	\$0
Contributions & Other	\$0	\$0	\$0	\$0	\$0
Other	\$0	\$0	\$0	\$0	\$0
Internal Service	\$1,262,094	\$793,700	\$793,700	\$793,700	\$842,316
Capital Outlay	\$156,965	\$0	\$124,673	\$169,057	\$0
Transfer Out	\$0	\$0	\$0	\$0	\$0
Total Miscellaneous Admin	\$1,425,783	\$817,200	\$941,873	\$1,003,432	\$865,816

Contingency	2018 Actual Amount	2019 Adopted Budget	2019 Amended Budget	2019 Projected Amount as of 6/03/2019	2020 Proposed Budget
Personal Services	\$0	\$0	\$0	\$0	\$0
Supplies	\$0	\$0	\$0	\$0	\$0
Purchased Services	\$0	\$0	\$0	\$0	\$0
Debt Service	\$0	\$0	\$0	\$0	\$0
Contributions & Other	\$0	\$0	\$0	\$0	\$0
Other	\$0	\$0	\$0	\$0	\$0
Internal Service	\$0	\$0	\$0	\$0	\$0
Capital Outlay	\$0	\$451,909	\$352,489	\$0	\$0
Transfer Out	\$0	\$0	\$0	\$0	\$0
Total Contingency	\$0	\$451,909	\$352,489	\$0	\$0

City/County Health	2018 Actual Amount	2019 Adopted Budget	2019 Amended Budget	2019 Projected Amount as of 6/03/2019	2020 Proposed Budget
Personal Services	\$0	\$0	\$0	\$0	\$0
Supplies	\$0	\$0	\$0	\$0	\$0
Purchased Services	\$0	\$0	\$0	\$0	\$0
Debt Service	\$0	\$0	\$0	\$0	\$0
Contributions & Other	\$250,000	\$250,000	\$250,000	\$250,000	\$250,000
Other	\$0	\$0	\$0	\$0	\$0
Internal Service	\$0	\$0	\$0	\$0	\$0
Capital Outlay	\$0	\$0	\$0	\$0	\$0
Transfer Out	\$0	\$0	\$0	\$0	\$0
Total City/County Health	\$250,000	\$250,000	\$250,000	\$250,000	\$250,000

General Fund Expenditures by Division

City of Great Falls, Montana

Municipal Court	2018 Actual Amount	2019 Adopted Budget	2019 Amended Budget	2019 Projected Amount as of 6/03/2019	2020 Proposed Budget
Personal Services	\$362,976	\$431,829	\$431,829	\$380,000	\$472,741
Supplies	\$8,239	\$7,500	\$7,500	\$10,000	\$17,053
Purchased Services	\$73,223	\$15,450	\$15,450	\$16,000	\$15,450
Debt Service	\$0	\$0	\$0	\$0	\$0
Contributions & Other	\$0	\$0	\$0	\$0	\$0
Other	\$6,014	\$0	\$0	\$0	\$0
Internal Service	\$100,839	\$116,400	\$116,400	\$116,400	\$113,214
Capital Outlay	\$0	\$0	\$0	\$0	\$0
Transfer Out	\$0	\$0	\$0	\$0	\$0
Total Municipal Court	\$551,291	\$571,179	\$571,179	\$522,400	\$618,458

Municipal Judge	2018 Actual Amount	2019 Adopted Budget	2019 Amended Budget	2019 Projected Amount as of 6/03/2019	2020 Proposed Budget
Personal Services	\$137,987	\$139,595	\$139,595	\$142,291	\$184,472
Supplies	\$370	\$400	\$400	\$795	\$400
Purchased Services	\$6,546	\$10,200	\$10,200	\$7,600	\$2,200
Debt Service	\$0	\$0	\$0	\$0	\$0
Contributions & Other	\$0	\$0	\$0	\$0	\$0
Other	\$0	\$0	\$0	\$0	\$0
Internal Service	\$7,396	\$7,877	\$7,877	\$7,877	\$8,949
Capital Outlay	\$0	\$0	\$0	\$0	\$0
Transfer Out	\$0	\$0	\$0	\$0	\$0
Total Elected Judge	\$152,299	\$158,072	\$158,072	\$158,563	\$196,021

Jail Alternatives	2018 Actual Amount	2019 Adopted Budget	2019 Amended Budget	2019 Projected Amount as of 6/03/2019	2020 Proposed Budget
Personal Services	\$0	\$0	\$0	\$0	\$0
Supplies	\$0	\$0	\$0	\$0	\$0
Purchased Services	\$22,474	\$23,000	\$23,000	\$23,000	\$23,000
Debt Service	\$0	\$0	\$0	\$0	\$0
Contributions & Other	\$0	\$0	\$0	\$0	\$0
Other	\$0	\$0	\$0	\$0	\$0
Internal Service	\$0	\$0	\$0	\$0	\$0
Capital Outlay	\$0	\$0	\$0	\$0	\$0
Transfer Out	\$0	\$0	\$0	\$0	\$0
Total Jail Alternatives	\$22,474	\$23,000	\$23,000	\$23,000	\$23,000

General Fund Expenditures by Division

City of Great Falls, Montana

Legal Department City Attorney's Office	2018 Actual Amount	2019 Adopted Budget	2019 Amended Budget	2019 Projected Amount as of 6/03/2019	2020 Proposed Budget
Personal Services	\$775,182	\$856,390	\$856,390	\$856,390	\$886,475
Supplies	\$17,491	\$9,570	\$9,570	\$6,000	\$9,570
Purchased Services	\$21,222	\$38,637	\$38,637	\$30,000	\$39,237
Debt Service	\$0	\$0	\$0	\$0	\$0
Contributions & Other	\$0	\$0	\$0	\$0	\$0
Other	(\$33)	\$0	\$0	\$0	\$0
Internal Service	\$79,085	\$89,807	\$89,807	\$89,807	\$97,358
Capital Outlay	\$0	\$0	\$0	\$0	\$0
Transfer Out	\$0	\$0	\$0	\$0	\$0
Total City Attorney	\$892,947	\$994,404	\$994,404	\$982,197	\$1,032,640

Legal Department Legal Services	2018 Actual Amount	2019 Adopted Budget	2019 Amended Budget	2019 Projected Amount as of 6/03/2019	2020 Proposed Budget
Personal Services	\$0	\$0	\$0	\$0	\$0
Supplies	\$0	\$0	\$0	\$0	\$0
Purchased Services	\$0	\$0	\$0	\$0	\$0
Debt Service	\$0	\$0	\$0	\$0	\$0
Contributions & Other	\$0	\$0	\$0	\$0	\$0
Other	\$0	\$0	\$0	\$0	\$0
Internal Service	\$373	\$0	\$0	\$0	\$0
Capital Outlay	\$0	\$0	\$0	\$0	\$0
Transfer Out	\$0	\$0	\$0	\$0	\$0
Total Legal Services	\$373	\$0	\$0	\$0	\$0

Police Admin	2018 Actual Amount	2019 Adopted Budget	2019 Amended Budget	2019 Projected Amount as of 6/03/2019	2020 Proposed Budget
Personal Services	\$171,096	\$188,056	\$188,056	\$190,676	\$241,130
Supplies	\$191,694	\$206,808	\$206,808	\$205,000	\$203,608
Purchased Services	\$111,577	\$104,524	\$174,524	\$150,000	\$103,722
Debt Service	\$0	\$0	\$0	\$0	\$0
Contributions & Other	\$0	\$0	\$0	\$0	\$0
Other	\$0	\$0	\$0	\$0	\$0
Internal Service	\$1,606,686	\$1,773,574	\$1,773,574	\$1,773,574	\$1,926,039
Capital Outlay	\$0	\$0	\$0	\$0	\$0
Transfer Out	\$0	\$0	\$0	\$0	\$0
Total Police Admin	\$2,081,053	\$2,272,962	\$2,342,962	\$2,319,250	\$2,474,499

General Fund Expenditures by Division

City of Great Falls, Montana

Patrol	2018 Actual Amount	2019 Adopted Budget	2019 Amended Budget	2019 Projected Amount as of 6/03/2019	2020 Proposed Budget
Personal Services	\$5,740,719	\$6,352,179	\$6,352,179	\$6,345,000	\$7,284,675
Supplies	\$45,124	\$43,377	\$43,377	\$43,377	\$43,377
Purchased Services	\$9,466	\$10,095	\$10,095	\$12,358	\$11,895
Debt Service	\$0	\$0	\$0	\$0	\$0
Contributions & Other	\$0	\$0	\$0	\$0	\$0
Other	\$0	\$0	\$0	\$0	\$0
Internal Service	\$0	\$0	\$0	\$0	\$0
Capital Outlay	\$0	\$0	\$0	\$0	\$0
Transfer Out	\$0	\$0	\$0	\$0	\$0
Total Patrol	\$5,795,309	\$6,405,651	\$6,405,651	\$6,400,735	\$7,339,947

Support Services	2018 Actual Amount	2019 Adopted Budget	2019 Amended Budget	2019 Projected Amount as of 6/03/2019	2020 Proposed Budget
Personal Services	\$1,203,259	\$1,269,725	\$1,269,725	\$1,282,909	\$1,158,203
Supplies	\$121,116	\$118,259	\$118,259	\$119,037	\$89,259
Purchased Services	\$107,362	\$120,376	\$120,376	\$120,376	\$145,940
Debt Service	\$0	\$0	\$0	\$0	\$0
Contributions & Other	\$0	\$0	\$0	\$0	\$0
Other	\$0	\$0	\$0	\$0	\$0
Internal Service	\$0	\$0	\$0	\$0	\$0
Capital Outlay	\$0	\$0	\$0	\$0	\$0
Transfer Out	\$0	\$0	\$0	\$0	\$0
Total Support Services	\$1,431,737	\$1,508,360	\$1,508,360	\$1,522,322	\$1,393,402

Investigation Services	2018 Actual Amount	2019 Adopted Budget	2019 Amended Budget	2019 Projected Amount as of 6/03/2019	2020 Proposed Budget
Personal Services	\$2,573,568	\$2,670,728	\$2,670,728	\$2,544,420	\$2,273,353
Supplies	\$19,753	\$19,623	\$19,623	\$19,623	\$24,504
Purchased Services	\$13,887	\$14,860	\$14,860	\$14,860	\$14,860
Debt Service	\$0	\$0	\$0	\$0	\$0
Contributions & Other	\$0	\$0	\$0	\$0	\$0
Other	\$0	\$0	\$0	\$0	\$0
Internal Service	\$35,031	\$0	\$0	\$0	\$0
Capital Outlay	\$0	\$0	\$0	\$0	\$0
Transfer Out	\$0	\$0	\$0	\$0	\$0
Total Investigation Services	\$2,642,239	\$2,705,211	\$2,705,211	\$2,578,903	\$2,312,717

General Fund Expenditures by Division

City of Great Falls, Montana

Records Bureau	2018 Actual Amount	2019 Adopted Budget	2019 Amended Budget	2019 Projected Amount as of 6/03/2019	2020 Proposed Budget
Personal Services	\$613,259	\$615,932	\$615,932	\$615,932	\$658,232
Supplies	\$25,674	\$21,745	\$21,745	\$21,745	\$22,645
Purchased Services	\$375	\$3,200	\$3,200	\$3,200	\$2,100
Debt Service	\$0	\$0	\$0	\$0	\$0
Contributions & Other	\$0	\$0	\$0	\$0	\$0
Other	\$0	\$0	\$0	\$0	\$0
Internal Service	\$0	\$0	\$0	\$0	\$0
Capital Outlay	\$0	\$0	\$0	\$0	\$0
Transfer Out	\$0	\$0	\$0	\$0	\$0
Total Records Bureau	\$639,308	\$640,877	\$640,877	\$640,877	\$682,977

Total Police Budget	2018 Actual Amount	2019 Adopted Budget	2019 Amended Budget	2019 Projected Amount as of 6/03/2019	2020 Proposed Budget
Personal Services	\$10,301,901	\$11,096,620	\$11,096,620	\$10,978,937	\$11,615,593
Supplies	\$403,361	\$409,812	\$409,812	\$408,782	\$383,393
Purchased Services	\$242,667	\$253,055	\$323,055	\$300,794	\$278,517
Debt Service	\$0	\$0	\$0	\$0	\$0
Contributions & Other	\$0	\$0	\$0	\$0	\$0
Other	\$0	\$0	\$0	\$0	\$0
Internal Service	\$1,641,717	\$1,773,574	\$1,773,574	\$1,773,574	\$1,926,039
Capital Outlay	\$0	\$0	\$0	\$0	\$0
Transfer Out	\$0	\$0	\$0	\$0	\$0
Loss of Reserves	\$0	\$0	\$0	\$0	\$0
Total Police Budget	\$12,589,646	\$13,533,061	\$13,603,061	\$13,462,087	\$14,203,542

Fire Debt Service	2018 Actual Amount	2019 Adopted Budget	2019 Amended Budget	2019 Projected Amount as of 6/03/2019	2020 Proposed Budget
Personal Services	\$0	\$0	\$0	\$0	\$0
Supplies	\$0	\$0	\$0	\$0	\$0
Purchased Services	\$0	\$0	\$0	\$0	\$0
Debt Service	\$84,082	\$86,872	\$86,872	\$86,872	\$86,635
Contributions & Other	\$0	\$0	\$0	\$0	\$0
Other	\$0	\$0	\$0	\$0	\$0
Internal Service	\$0	\$0	\$0	\$0	\$0
Capital Outlay	\$0	\$0	\$0	\$0	\$0
Transfer Out	\$0	\$0	\$0	\$0	\$0
Total Fire Debt Service	\$84,082	\$86,872	\$86,872	\$86,872	\$86,635

General Fund Expenditures by Division

City of Great Falls, Montana

Fire Operations	2018 Actual Amount	2019 Adopted Budget	2019 Amended Budget	2019 Projected Amount as of 6/03/2019	2020 Proposed Budget
Personal Services	\$6,594,112	\$6,869,209	\$6,879,399	\$7,110,897	\$7,372,088
Supplies	\$415,787	\$270,050	\$270,050	\$200,000	\$292,200
Purchased Services	\$298,048	\$308,586	\$461,143	\$411,425	\$330,006
Debt Service	\$0	\$0	\$0	\$0	\$0
Contributions & Other	\$0	\$0	\$0	\$0	\$0
Other	\$36,935	\$0	\$37,045	\$0	\$0
Internal Service	\$852,588	\$925,447	\$925,447	\$925,447	\$1,007,970
Capital Outlay	\$41,055	\$0	\$0	\$0	\$0
Transfer Out	\$0	\$0	\$0	\$0	\$0
Total Fire Operations	\$8,238,525	\$8,373,292	\$8,573,084	\$8,647,769	\$9,002,264

Fire Prevention	2018 Actual Amount	2019 Adopted Budget	2019 Amended Budget	2019 Projected Amount as of 6/03/2019	2020 Proposed Budget
Personal Services	\$405,327	\$469,432	\$469,432	\$422,947	\$490,694
Supplies	\$9,474	\$6,900	\$6,900	\$8,100	\$6,900
Purchased Services	\$19,444	\$11,785	\$11,785	\$11,785	\$11,785
Debt Service	\$0	\$0	\$0	\$0	\$0
Contributions & Other	\$0	\$0	\$0	\$0	\$0
Other	\$0	\$0	\$0	\$0	\$0
Internal Service	\$23,330	\$26,635	\$26,635	\$26,635	\$35,079
Capital Outlay	\$0	\$0	\$0	\$0	\$0
Transfer Out	\$0	\$0	\$0	\$0	\$0
Total Fire Prevention	\$457,575	\$514,752	\$514,752	\$469,467	\$544,458

Emergency & Disaster	2018 Actual Amount	2019 Adopted Budget	2019 Amended Budget	2019 Projected Amount as of 6/03/2019	2020 Proposed Budget
Personal Services	\$42,172	\$0	\$0	\$0	\$0
Supplies	\$51,885	\$0	\$0	\$32	\$0
Purchased Services	\$4,490	\$0	\$0	\$0	\$0
Debt Service	\$0	\$0	\$0	\$0	\$0
Contributions & Other	\$0	\$0	\$0	\$0	\$0
Other	\$0	\$0	\$0	\$0	\$0
Internal Service	\$5,923	\$6,322	\$6,322	\$6,355	\$0
Capital Outlay	\$0	\$0	\$0	\$0	\$0
Transfer Out	\$0	\$0	\$0	\$0	\$0
Total Emergency & Disaster	\$104,470	\$6,322	\$6,322	\$6,387	\$0

General Fund Expenditures by Division

City of Great Falls, Montana

Total Fire Department Budget	2018 Actual Amount	2019 Adopted Budget	2019 Amended Budget	2019 Projected Amount as of 6/03/2019	2020 Proposed Budget
Personal Services	\$7,041,611	\$7,338,641	\$7,348,831	\$7,533,844	\$7,862,782
Supplies	\$477,146	\$276,950	\$276,950	\$208,132	\$299,100
Purchased Services	\$321,982	\$320,371	\$472,928	\$423,210	\$341,791
Debt Service	\$84,082	\$86,872	\$86,872	\$86,872	\$86,635
Contributions & Other	\$0	\$0	\$0	\$0	\$0
Other	\$36,935	\$0	\$37,045	\$0	\$0
Internal Service	\$881,841	\$958,404	\$958,404	\$958,437	\$1,043,049
Capital Outlay	\$41,055	\$0	\$0	\$0	\$0
Transfer Out	\$0	\$0	\$0	\$0	\$0
Total Fire Department	\$8,884,652	\$8,981,238	\$9,181,030	\$9,210,495	\$9,633,357

Park & Recreation Admin	2018 Actual Amount	2019 Adopted Budget	2019 Amended Budget	2019 Projected Amount as of 6/03/2019	2020 Proposed Budget
Personal Services	\$397,599	\$443,108	\$443,108	\$452,000	\$471,334
Supplies	\$8,671	\$7,000	\$7,000	\$5,000	\$7,000
Purchased Services	\$87,910	\$66,375	\$66,375	\$55,000	\$66,915
Debt Service	\$2,183	\$32,855	\$32,855	\$32,855	\$0
Contributions & Other	\$0	\$0	\$0	\$0	\$0
Other	\$0	\$0	\$0	\$0	\$0
Internal Service	\$56,626	\$69,002	\$69,002	\$69,002	\$93,778
Capital Outlay	\$0	\$0	\$0	\$0	\$0
Transfer Out	\$0	\$0	\$0	\$0	\$0
Total Park & Rec Admin	\$552,989	\$618,340	\$618,340	\$613,857	\$639,027

Park Areas	2018 Actual Amount	2019 Adopted Budget	2019 Amended Budget	2019 Projected Amount as of 6/03/2019	2020 Proposed Budget
Personal Services	\$1,155,885	\$1,223,184	\$1,223,184	\$1,220,000	\$1,338,349
Supplies	\$145,013	\$174,000	\$174,000	\$174,000	\$174,000
Purchased Services	\$304,192	\$351,997	\$351,997	\$351,997	\$357,397
Debt Service	\$0	\$0	\$0	\$0	\$0
Contributions & Other	\$0	\$0	\$0	\$0	\$0
Other	\$0	\$0	\$0	\$0	\$0
Internal Service	\$223,775	\$214,118	\$214,118	\$214,118	\$230,311
Capital Outlay	\$0	\$0	\$0	\$0	\$0
Transfer Out	\$0	\$0	\$0	\$0	\$0
Total Parks	\$1,828,865	\$1,963,299	\$1,963,299	\$1,960,115	\$2,100,057

General Fund Expenditures by Division

City of Great Falls, Montana

Trail Maintenance	2018 Actual Amount	2019 Adopted Budget	2019 Amended Budget	2019 Projected Amount as of 6/03/2019	2020 Proposed Budget
Personal Services	\$96,727	\$106,483	\$110,150	\$106,483	\$112,869
Supplies	\$5,826	\$12,350	\$12,350	\$10,000	\$12,750
Purchased Services	\$2,803	\$7,950	\$7,950	\$7,000	\$7,150
Debt Service	\$0	\$0	\$0	\$0	\$0
Contributions & Other	\$0	\$0	\$0	\$0	\$0
Other	\$0	\$0	\$0	\$0	\$0
Internal Service	\$604	\$10,180	\$10,180	\$10,180	\$12,872
Capital Outlay	\$0	\$0	\$0	\$0	\$0
Transfer Out	\$0	\$0	\$0	\$0	\$0
Total Trail Maintenance	\$105,960	\$136,963	\$140,630	\$133,663	\$145,641

Total	2018 Actual Amount	2019 Adopted Budget	2019 Amended Budget	2019 Projected Amount as of 6/03/2019	2020 Proposed Budget
Personal Services	\$21,479,448	\$22,949,220	\$22,963,077	\$22,968,168	\$24,367,598
Supplies	\$1,155,992	\$971,740	\$973,479	\$913,742	\$969,819
Purchased Services	\$1,338,760	\$1,265,981	\$1,564,883	\$1,463,129	\$1,361,823
Debt Service	\$86,265	\$119,727	\$119,727	\$119,727	\$86,635
Contributions & Other	\$250,000	\$250,000	\$250,000	\$250,000	\$250,000
Other	\$81,247	\$20,000	\$65,985	\$25,000	\$20,000
Internal Service	\$4,385,328	\$4,178,334	\$4,178,334	\$4,178,367	\$4,533,610
Capital Outlay	\$198,020	\$451,909	\$576,582	\$169,057	\$0
Transfer Out	\$0	\$0	\$0	\$0	\$0
Total General Fund Budget	\$28,975,060	\$30,206,911	\$30,692,067	\$30,087,190	\$31,589,485

Special Revenue Funds Combined

City of Great Falls, Montana

	2018 Actual Amount	2019 Adopted Budget	2019 Amended Budget	2019 Projected Amount as of 6/03/2019	2020 Proposed Budget
Revenue					
Taxes	\$1,536,838	\$1,258,014	\$1,358,014	\$1,584,306	\$1,614,856
Licenses & Permits	\$1,565,399	\$1,078,327	\$1,078,327	\$1,338,987	\$1,150,953
Intergovernmental	\$3,846,085	\$4,867,832	\$5,034,969	\$4,342,010	\$5,013,989
Charges for Services	\$2,021,658	\$1,801,045	\$1,802,800	\$1,925,436	\$1,807,495
Fines & Forfeitures	\$41,681	\$18,000	\$24,918	\$28,638	\$18,000
Internal Service	\$156,374	\$183,010	\$183,010	\$126,602	\$170,140
Special Assessments	\$6,737,065	\$8,369,587	\$8,369,587	\$8,317,331	\$8,682,186
Investment Income	\$101,699	\$3,100	\$3,340	\$125,643	\$3,700
Other	\$548,165	\$154,875	\$525,175	\$607,988	\$180,875
Transfer In	\$810,469	\$914,250	\$931,574	\$931,574	\$918,209
Issuance of Debt	\$0	\$0	\$0	\$0	\$0
Sale of Assets	\$9,000	\$0	\$0	\$0	\$0
Revenue Totals	\$17,374,432	\$18,648,040	\$19,311,714	\$19,328,515	\$19,560,403
Expenditures					
Personal Services	\$6,648,487.24	\$7,475,072	\$7,546,184	\$7,407,079	\$7,830,147
Supplies	\$1,375,689.85	\$1,894,649	\$2,012,892	\$1,820,304	\$1,786,193
Purchased Services	\$2,762,355.59	\$4,110,414	\$5,550,898	\$3,021,355	\$3,760,275
Debt Service	\$0	\$0	\$0	\$0	\$0
Contributions & Other	\$939,287.17	\$1,231,195	\$1,280,066	\$843,750	\$1,514,945
Other	\$128,852.23	\$10,500	\$10,500	\$10,242	\$10,450
Internal Service	\$2,094,450.64	\$2,044,202	\$2,044,202	\$2,044,202	\$2,247,968
Capital Outlay	\$1,190,265.69	\$4,333,585	\$9,001,691	\$3,948,161	\$5,340,003
Transfer Out	\$964,386.69	\$392,715	\$427,363	\$427,363	\$396,674
Expenditure Totals	\$16,103,775	\$21,492,332	\$27,873,796	\$19,522,456	\$22,886,655
Revenue Over (Under) Expenditures	\$1,270,657	(\$2,844,292)	(\$8,562,082)	(\$193,941)	(\$3,326,252)
Unreserved Balances					
Beginning Balance - July 1	\$9,771,828	\$9,709,096	\$9,709,096	\$9,709,096	\$8,604,887
Net Change	(\$62,732)	(\$3,476,751)	(\$6,606,337)	(\$1,104,209)	(\$4,255,050)
Ending Balance - June 30	\$9,709,096	\$6,232,345	\$3,102,759	\$8,604,887	\$4,349,837
Reserved Balances					
Beginning Balance - July 1	\$3,714,928	\$5,048,316	\$5,048,316	\$5,048,316	\$5,960,168
Net Change	\$1,333,389	\$632,459	(\$2,335,530)	\$911,852	\$928,798
Ending Balance - June 30	\$5,048,316	\$5,680,775	\$2,712,786	\$5,960,168	\$6,888,966
Total Fund Balance	\$14,757,413	\$11,913,122	\$5,815,546	\$14,565,056	\$11,238,805

Park and Recreation Special Revenue Fund

City of Great Falls, Montana

	2018 Actual Amount	2019 Adopted Budget	2019 Amended Budget	2019 Projected Amount as of 6/03/2019	2020 Proposed Budget
Revenue					
Taxes	\$0	\$0	\$0	\$0	\$0
Licenses & Permits	\$0	\$0	\$0	\$0	\$0
Intergovernmental	\$76,730	\$44,500	\$44,500	\$34,925	\$136,940
Charges for Services	\$600	\$1,000	\$1,000	\$100	\$1,000
Fines & Forfeitures	\$0	\$0	\$0	\$0	\$0
Internal Service	\$0	\$0	\$0	\$0	\$0
Special Assessments	\$0	\$0	\$0	\$0	\$0
Investment Income	\$4,565	\$0	\$0	\$8,684	\$0
Other	\$151,373	\$14,600	\$150,000	\$141,735	\$39,600
Transfer In	\$0	\$0	\$0	\$0	\$0
Issuance of Debt	\$0	\$0	\$0	\$0	\$0
Sale of Assets	\$9,000	\$0	\$0	\$0	\$0
Revenue Totals	\$242,268	\$60,100	\$195,500	\$185,444	\$177,540
Expenditures					
Personal Services	\$0	\$0	\$0	\$0	\$0
Supplies	\$18,587	\$5,550	\$9,000	\$8,900	\$5,550
Purchased Services	\$28,065	\$14,500	\$38,331	\$8,319	\$11,000
Debt Service	\$0	\$0	\$0	\$0	\$0
Contributions & Other	\$0	\$0	\$0	\$0	\$0
Other	\$8,500	\$10,000	\$10,000	\$0	\$10,000
Internal Service	\$1,440	\$1,544	\$1,544	\$1,544	\$1,621
Capital Outlay	\$164,202	\$52,500	\$160,200	\$10,100	\$136,940
Transfer Out	\$0	\$0	\$0	\$0	\$0
Expenditures Totals	\$220,794	\$84,094	\$219,075	\$28,863	\$165,111
Revenue Over (Under) Expenditures	\$21,474	(\$23,994)	(\$23,575)	\$156,581	\$12,429
Unreserved Balances					
Beginning Balance - July 1	\$238,431	\$232,635	\$232,635	\$232,635	\$389,216
Net Change	(\$5,795)	(\$23,994)	(\$23,575)	\$156,581	\$12,429
Ending Balance - June 30	\$232,635	\$208,641	\$209,060	\$389,216	\$401,645
Reserved Balances					
Beginning Balance - July 1	\$325,352	\$352,621	\$352,621	\$352,621	\$352,621
Net Change	\$27,269	\$0	\$0	\$0	\$0
Ending Balance - June 30	\$352,621	\$352,621	\$352,621	\$352,621	\$352,621
Total Fund Balance	\$585,256	\$561,262	\$561,681	\$741,837	\$754,266

Park and Rec Special Revenue Expenditures

City of Great Falls, Montana

Park & Rec Admin	2018 Actual Amount	2019 Adopted Budget	2019 Amended Budget	2019 Projected Amount as of 6/03/2019	2020 Proposed Budget
Personal Services	\$0	\$0	\$0	\$0	\$0
Supplies	\$18,587	\$5,550	\$9,000	\$8,900	\$5,550
Purchased Services	\$28,123	\$1,500	\$4,000	\$309	\$0
Debt Service	\$0	\$0	\$0	\$0	\$0
Contributions & Other	\$0	\$0	\$0	\$0	\$0
Other	\$0	\$0	\$0	\$0	\$0
Internal Service	\$1,059	\$1,137	\$1,137	\$1,137	\$1,194
Capital Outlay	\$0	\$52,500	\$160,200	\$10,100	\$136,940
Transfer Out	\$0	\$0			
Loss of Reserves					
Total Park & Rec Admin	\$47,769	\$60,687	\$174,337	\$20,446	\$143,684

Park Land Trust	2018 Actual Amount	2019 Adopted Budget	2019 Amended Budget	2019 Projected Amount as of 6/03/2019	2020 Proposed Budget
Personal Services	\$0	\$0	\$0	\$0	\$0
Supplies	\$0	\$0	\$0	\$0	\$0
Purchased Services	(\$58)	\$5,000	\$5,000	\$10	\$5,000
Debt Service	\$0	\$0	\$0	\$0	\$0
Contributions & Other	\$0	\$0	\$0	\$0	\$0
Other	\$0	\$0	\$0	\$0	\$0
Internal Service	\$381	\$407	\$407	\$407	\$427
Capital Outlay	\$164,202	\$0	\$0	\$0	\$0
Transfer Out	\$0	\$0	\$0	\$0	\$0
Total Park Land Trust	\$164,525	\$5,407	\$5,407	\$417	\$5,427

Park & Rec Grant	2018 Actual Amount	2019 Adopted Budget	2019 Amended Budget	2019 Projected Amount as of 6/03/2019	2020 Proposed Budget
Personal Services	\$0	\$0	\$0	\$0	\$0
Supplies	\$0	\$0	\$0	\$0	\$0
Purchased Services	\$0	\$0	\$0	\$0	\$0
Debt Service	\$0	\$0	\$0	\$0	\$0
Contributions & Other	\$0	\$0	\$0	\$0	\$0
Other	\$8,500	\$10,000	\$10,000	\$0	\$10,000
Internal Service	\$0	\$0	\$0	\$0	\$0
Capital Outlay	\$0	\$0	\$0	\$0	\$0
Transfer Out	\$0	\$0	\$0	\$0	\$0
Total Park & Rec Grant	\$8,500	\$10,000	\$10,000	\$0	\$10,000

Park and Rec Special Revenue Expenditures

City of Great Falls, Montana

Tennis Court Maintenance	2018 Actual Amount	2019 Adopted Budget	2019 Amended Budget	2019 Projected Amount as of 6/03/2019	2020 Proposed Budget
Personal Services	\$0	\$0	\$0	\$0	\$0
Supplies	\$0	\$0	\$0	\$0	\$0
Purchased Services	\$0	\$8,000	\$29,331	\$8,000	\$6,000
Debt Service	\$0	\$0	\$0	\$0	\$0
Contributions & Other	\$0	\$0	\$0	\$0	\$0
Other	\$0	\$0	\$0	\$0	\$0
Internal Service	\$0	\$0	\$0	\$0	\$0
Capital Outlay	\$0	\$0	\$0	\$0	\$0
Transfer Out	\$0	\$0	\$0	\$0	\$0
Total Tennis Court Maint.	\$0	\$8,000	\$29,331	\$8,000	\$6,000

	2018 Actual Amount	2019 Adopted Budget	2019 Amended Budget	2019 Projected Amount as of 6/03/2019	2020 Proposed Budget
Revenue					
Taxes	\$0	\$0	\$0	\$0	\$0
Licenses & Permits	\$0	\$0	\$0	\$0	\$0
Intergovernmental	\$0	\$0	\$0	\$0	\$0
Charges for Services	\$0	\$0	\$0	\$0	\$0
Fines & Forfeitures	\$0	\$0	\$0	\$0	\$0
Internal Service	\$0	\$0	\$0	\$0	\$0
Special Assessments	\$0	\$0	\$0	\$0	\$0
Investment Income	\$235	\$0	\$0	\$238	\$0
Other	\$0	\$0	\$0	\$0	\$0
Transfer In	\$0	\$0	\$0	\$0	\$0
Issuance of Debt	\$0	\$0	\$0	\$0	\$0
Sale of Assets	\$0	\$0	\$0	\$0	\$0
Revenue Totals	\$235	\$0	\$0	\$238	\$0
Expenditures					
Personal Services	\$0	\$0	\$0	\$0	\$0
Supplies	\$0	\$0	\$0	\$0	\$0
Purchased Services	\$0	\$0	\$0	\$0	\$0
Debt Service	\$0	\$0	\$0	\$0	\$0
Contributions & Other	\$0	\$0	\$0	\$0	\$0
Other	\$0	\$0	\$0	\$0	\$0
Internal Service	\$0	\$0	\$0	\$0	\$0
Capital Outlay	\$0	\$0	\$0	\$0	\$0
Transfer Out	\$0	\$0	\$0	\$0	\$0
Expenditures Totals	\$0	\$0	\$0	\$0	\$0
Revenue Over (Under) Expenditures	\$235	\$0	\$0	\$238	\$0
Unreserved Balances					
Beginning Balance - July 1	\$0	\$0	\$0	\$0	\$0
Net Change	\$0	\$0	\$0	\$0	\$0
Ending Balance - June 30	\$0	\$0	\$0	\$0	\$0
Reserved Balances					
Beginning Balance - July 1	\$19,329	\$19,564	\$19,564	\$19,564	\$19,802
Net Change	\$235	\$0	\$0	\$238	\$0
Ending Balance - June 30	\$19,564	\$19,564	\$19,564	\$19,802	\$19,802
Total Fund Balance	\$19,564	\$19,564	\$19,564	\$19,802	\$19,802

	2018 Actual Amount	2019 Adopted Budget	2019 Amended Budget	2019 Projected Amount as of 6/03/2019	2020 Proposed Budget
Revenue					
Taxes	\$770,916	\$760,000	\$760,000	\$800,000	\$800,000
Licenses & Permits	\$0	\$0	\$0	\$0	\$0
Intergovernmental	\$180,288	\$178,710	\$178,710	\$178,710	\$206,926
Charges for Services	\$34,122	\$36,300	\$36,300	\$36,300	\$35,100
Fines & Forfeitures	\$18,179	\$18,000	\$18,000	\$18,000	\$18,000
Internal Service	\$0	\$0	\$0	\$0	\$0
Special Assessments	\$0	\$0	\$0	\$0	\$0
Investment Income	\$8,124	\$2,000	\$2,000	\$2,000	\$2,500
Other	\$3,252	\$0	\$28,898	\$28,898	\$0
Transfer In	\$350,000	\$350,000	\$350,000	\$350,000	\$350,000
Issuance of Debt	\$0	\$0	\$0	\$0	\$0
Sale of Assets	\$0	\$0	\$0	\$0	\$0
Revenue Totals	\$1,364,882	\$1,345,010	\$1,373,908	\$1,413,908	\$1,412,526
Expenditures					
Personal Services	\$1,035,658	\$1,118,320	\$1,118,320	\$1,003,982	\$1,129,729
Supplies	\$31,495	\$32,500	\$32,500	\$31,000	\$30,900
Purchased Services	\$147,071	\$167,859	\$167,859	\$171,041	\$207,837
Debt Service	\$0	\$0	\$0	\$0	\$0
Contributions & Other	\$0	\$0	\$0	\$0	\$0
Other	\$358	\$500	\$500	\$10,242	\$450
Internal Service	\$70,161	\$67,066	\$67,066	\$67,066	\$85,537
Capital Outlay	\$31,783	\$0	\$487,898	\$491,977	\$265,000
Transfer Out	\$0	\$0	\$0	\$0	\$0
Expenditures Totals	\$1,316,526	\$1,386,245	\$1,874,143	\$1,775,308	\$1,719,453
Revenue Over (Under) Expenditures	\$48,355	(\$41,235)	(\$500,235)	(\$361,400)	(\$306,927)
Unreserved Balances					
Beginning Balance - July 1	\$742,690	\$341,045	\$341,045	\$341,045	\$438,645
Net Change	(\$401,645)	\$417,765	(\$41,235)	\$97,600	(\$205,047)
Ending Balance - June 30	\$341,045	\$758,810	\$299,810	\$438,645	\$233,598
Reserved Balances					
Beginning Balance - July 1	\$110,880	\$560,880	\$560,880	\$560,880	\$101,880
Net Change	\$450,000	(\$459,000)	(\$459,000)	(\$459,000)	(\$101,880)
Ending Balance - June 30	\$560,880	\$101,880	\$101,880	\$101,880	\$0
Total Fund Balance	\$901,925	\$860,690	\$401,690	\$540,525	\$233,598

Library Expenditures

City of Great Falls, Montana

Library Admin	2018 Actual Amount	2019 Adopted Budget	2019 Amended Budget	2019 Projected Amount as of 6/03/2019	2020 Proposed Budget
Personal Services	\$1,014,745	\$1,096,602	\$1,096,602	\$981,966	\$1,107,107
Supplies	\$29,826	\$31,000	\$31,000	\$30,000	\$29,100
Purchased Services	\$147,071	\$167,859	\$167,859	\$171,041	\$207,837
Debt Service	\$0	\$0	\$0	\$0	\$0
Contributions & Other	\$0	\$0	\$0	\$0	\$0
Other	\$358	\$500	\$500	\$10,242	\$450
Internal Service	\$64,900	\$64,650	\$64,650	\$64,650	\$79,588
Capital Outlay	\$31,783	\$0	\$487,898	\$491,977	\$265,000
Transfer Out	\$0	\$0	\$0	\$0	\$0
Total Library Admin	\$1,288,683	\$1,360,611	\$1,848,509	\$1,749,876	\$1,689,082

Bookmobile	2018 Actual Amount	2019 Adopted Budget	2019 Amended Budget	2019 Projected Amount as of 6/03/2019	2020 Proposed Budget
Personal Services	\$20,913	\$21,718	\$21,718	\$22,016	\$22,622
Supplies	\$1,669	\$1,500	\$1,500	\$1,000	\$1,800
Purchased Services	\$0	\$0	\$0	\$0	\$0
Debt Service	\$0	\$0	\$0	\$0	\$0
Contributions & Other	\$0	\$0	\$0	\$0	\$0
Other	\$0	\$0	\$0	\$0	\$0
Internal Service	\$5,261	\$2,416	\$2,416	\$2,416	\$5,949
Capital Outlay	\$0	\$0	\$0	\$0	\$0
Transfer Out	\$0	\$0	\$0	\$0	\$0
Total Bookmobile	\$27,843	\$25,634	\$25,634	\$25,432	\$30,371

Library Foundation Fund

City of Great Falls, Montana

	2018 Actual Amount	2019 Adopted Budget	2019 Amended Budget	2019 Projected Amount as of 6/03/2019	2020 Proposed Budget
Revenue					
Taxes	\$0	\$0	\$0	\$0	\$0
Licenses & Permits	\$0	\$0	\$0	\$0	\$0
Intergovernmental	\$0	\$0	\$0	\$0	\$0
Charges for Services	\$0	\$0	\$0	\$0	\$0
Fines & Forfeitures	\$0	\$0	\$0	\$0	\$0
Internal Service	\$0	\$0	\$0	\$0	\$0
Special Assessments	\$0	\$0	\$0	\$0	\$0
Investment Income	\$2,640	\$1,000	\$1,000	\$3,026	\$1,100
Other	\$232,377	\$107,275	\$250,000	\$249,113	\$107,275
Transfer In	\$0	\$0	\$0	\$0	\$0
Issuance of Debt	\$0	\$0	\$0	\$0	\$0
Sale of Assets	\$0	\$0	\$0	\$0	\$0
Revenue Totals	\$235,017	\$108,275	\$251,000	\$252,139	\$108,375
Expenditures					
Personal Services	\$0	\$0	\$0	\$0	\$0
Supplies	\$13,019	\$5,500	\$5,500	\$9,316	\$5,500
Purchased Services	\$50,184	\$97,275	\$322,383	\$173,067	\$97,275
Debt Service	\$0	\$0	\$0	\$0	\$0
Contributions & Other	\$0	\$0	\$0	\$0	\$0
Other	\$0	\$0	\$0	\$0	\$0
Internal Service	\$0	\$0	\$0	\$0	\$0
Capital Outlay	\$131,685	\$0	\$0	\$0	\$0
Transfer Out	\$0	\$0	\$0	\$0	\$0
Expenditures Totals	\$194,888	\$102,775	\$327,883	\$182,383	\$102,775
Revenue Over (Under) Expenditures	\$40,129	\$5,500	(\$76,883)	\$69,756	\$5,600
Unreserved Balances					
Beginning Balance - July 1	\$0	\$0	\$0	\$0	\$0
Net Change	(\$0)	\$0	\$0	\$0	\$0
Ending Balance - June 30	\$0	\$0	\$0	\$0	\$0
Reserved Balances					
Beginning Balance - July 1	\$184,979	\$225,108	\$225,108	\$225,108	\$294,864
Net Change	\$40,129	\$5,500	(\$76,883)	\$69,756	\$5,600
Ending Balance - June 30	\$225,108	\$230,608	\$148,225	\$294,864	\$300,464
Total Fund Balance	\$225,108	\$230,608	\$148,225	\$294,864	\$300,464

	2018 Actual Amount	2019 Adopted Budget	2019 Amended Budget	2019 Projected Amount as of 6/03/2019	2020 Proposed Budget
Revenue					
Taxes	\$0	\$0	\$0	\$0	\$0
Licenses & Permits	\$45,475	\$42,155	\$42,155	\$100,200	\$101,155
Intergovernmental	\$410,870	\$599,379	\$607,379	\$500,000	\$580,400
Charges for Services	\$117,453	\$117,150	\$117,150	\$101,000	\$117,150
Fines & Forfeitures	\$0	\$0	\$0	\$0	\$0
Internal Service	\$23,315	\$31,514	\$31,514	\$31,514	\$39,126
Special Assessments	\$0	\$0	\$0	\$0	\$0
Investment Income	\$1,639	\$0	\$0	\$0	\$0
Other	\$24,534	\$30,000	\$30,000	\$30,000	\$30,000
Transfer In	\$185,623	\$271,932	\$289,256	\$289,256	\$271,932
Issuance of Debt	\$0	\$0	\$0	\$0	\$0
Sale of Assets	\$0	\$0	\$0	\$0	\$0
Revenue Totals	\$808,908	\$1,092,130	\$1,117,454	\$1,051,970	\$1,139,763
Expenditures					
Personal Services	\$480,796	\$674,513	\$674,513	\$555,677	\$744,773
Supplies	\$2,894	\$4,865	\$4,865	\$4,100	\$5,365
Purchased Services	\$169,379	\$219,606	\$227,606	\$227,606	\$210,406
Debt Service	\$0	\$0	\$0	\$0	\$0
Contributions & Other	\$90,453	\$95,500	\$95,500	\$95,500	\$95,500
Other	\$0	\$0	\$0	\$0	\$0
Internal Service	\$95,678	\$97,646	\$97,646	\$97,646	\$102,334
Capital Outlay	\$0	\$0	\$0	\$0	\$0
Transfer Out	\$0	\$0	\$0	\$0	\$0
Expenditures Totals	\$839,200	\$1,092,130	\$1,100,130	\$980,529	\$1,158,378
Revenue Over (Under) Expenditures	(\$30,292)	\$0	\$17,324	\$71,441	(\$18,615)
Unreserved Balances					
Beginning Balance - July 1	\$213,546	\$183,255	\$183,255	\$183,255	\$254,696
Net Change	(\$30,292)	\$0	\$17,324	\$71,441	(\$18,615)
Ending Balance - June 30	\$183,255	\$183,255	\$200,579	\$254,696	\$236,081
Reserved Balances					
Beginning Balance - July 1	\$0	\$0	\$0	\$0	\$0
Net Change	\$0	\$0	\$0	\$0	\$0
Ending Balance - June 30	\$0	\$0	\$0	\$0	\$0
Total Fund Balance	\$183,255	\$183,255	\$200,579	\$254,696	\$236,081

	2018 Actual Amount	2019 Adopted Budget	2019 Amended Budget	2019 Projected Amount as of 6/03/2019	2020 Proposed Budget
Revenue					
Taxes	\$315,760	\$225,340	\$225,340	\$305,340	\$315,000
Licenses & Permits	\$0	\$0	\$0	\$0	\$0
Intergovernmental	\$3,517	\$0	\$0	\$3,517	\$0
Charges for Services	\$0	\$0	\$0	\$0	\$0
Fines & Forfeitures	\$0	\$0	\$0	\$0	\$0
Internal Service	\$0	\$0	\$0	\$0	\$0
Special Assessments	\$0	\$0	\$0	\$0	\$0
Investment Income	\$8,925	\$0	\$0	\$11,899	\$0
Other	\$0	\$0	\$0	\$0	\$0
Transfer In	\$0	\$0	\$0	\$0	\$0
Issuance of Debt	\$0	\$0	\$0	\$0	\$0
Sale of Assets	\$0	\$0	\$0	\$0	\$0
Revenue Totals	\$328,202	\$225,340	\$225,340	\$320,756	\$315,000
Expenditures					
Personal Services	\$0	\$0	\$0	\$0	\$0
Supplies	\$0	\$0	\$0	\$0	\$0
Purchased Services	\$0	\$0	\$0	\$0	\$0
Debt Service	\$0	\$0	\$0	\$0	\$0
Contributions & Other	\$0	\$0	\$0	\$0	\$0
Other	\$0	\$0	\$0	\$0	\$0
Internal Service	\$14,133	\$17,724	\$17,724	\$17,724	\$19,614
Capital Outlay	\$0	\$0	\$150,000	\$150,000	\$0
Transfer Out	\$0	\$0	\$0	\$0	\$0
Expenditures Totals	\$14,133	\$17,724	\$167,724	\$167,724	\$19,614
Revenue Over (Under) Expenditures	\$314,069	\$207,616	\$57,616	\$153,032	\$295,386
Unreserved Balances					
Beginning Balance - July 1	\$0	\$0	\$0	\$0	\$0
Net Change	(\$0)	\$0	\$0	\$0	\$0
Ending Balance - June 30	\$0	\$0	\$0	\$0	\$0
Reserved Balances					
Beginning Balance - July 1	\$630,865	\$944,934	\$944,934	\$944,934	\$1,097,966
Net Change	\$314,069	\$207,616	\$57,616	\$153,032	\$295,386
Ending Balance - June 30	\$944,934	\$1,152,550	\$1,002,550	\$1,097,966	\$1,393,352
Total Fund Balance	\$944,934	\$1,152,550	\$1,002,550	\$1,097,966	\$1,393,352

Planning & Community Development Expenditures City of Great Falls, Montana

Planning Operations	2018 Actual Amount	2019 Adopted Budget	2019 Amended Budget	2019 Projected Amount as of 6/03/2019	2020 Proposed Budget
Personal Services	\$480,796	\$609,491	\$609,491	\$525,000	\$676,425
Supplies	\$2,845	\$4,765	\$4,765	\$4,000	\$4,765
Purchased Services	\$169,375	\$219,456	\$227,456	\$227,456	\$202,156
Debt Service	\$0	\$0	\$0	\$0	\$0
Contributions & Other	\$90,453	\$95,500	\$95,500	\$95,500	\$95,500
Other	\$0	\$0	\$0	\$0	\$0
Internal Service	\$94,784	\$96,547	\$96,547	\$96,547	\$97,377
Capital Outlay	\$0	\$0	\$0	\$0	\$0
Transfer Out	\$0	\$0	\$0	\$0	\$0
Total Planning Operations	\$838,253	\$1,025,759	\$1,033,759	\$948,503	\$1,076,223

Historic Preservation	2018 Actual Amount	2019 Adopted Budget	2019 Amended Budget	2019 Projected Amount as of 6/03/2019	2020 Proposed Budget
Personal Services	\$0	\$65,022	\$65,022	\$30,677	\$68,348
Supplies	\$49	\$100	\$100	\$100	\$600
Purchased Services	\$4	\$150	\$150	\$150	\$8,250
Debt Service	\$0	\$0	\$0	\$0	\$0
Contributions & Other	\$0	\$0	\$0	\$0	\$0
Other	\$0	\$0	\$0	\$0	\$0
Internal Service	\$894	\$1,099	\$1,099	\$1,099	\$4,957
Capital Outlay	\$0	\$0	\$0	\$0	\$0
Transfer Out	\$0	\$0	\$0	\$0	\$0
Total Historic Preservation	\$947	\$66,371	\$66,371	\$32,026	\$82,155

	2018 Actual Amount	2019 Adopted Budget	2019 Amended Budget	2019 Projected Amount as of 6/03/2019	2020 Proposed Budget
Revenue					
Taxes	\$34,006	\$21,162	\$21,162	\$21,162	\$21,162
Licenses & Permits	\$0	\$0	\$0	\$0	\$0
Intergovernmental	\$23	\$0	\$0	\$23	\$0
Charges for Services	\$0	\$0	\$0	\$0	\$0
Fines & Forfeitures	\$0	\$0	\$0	\$0	\$0
Internal Service	\$0	\$0	\$0	\$0	\$0
Special Assessments	\$0	\$0	\$0	\$0	\$0
Investment Income	\$1,189	\$0	\$0	\$1,484	\$0
Other	\$0	\$0	\$0	\$0	\$0
Transfer In	\$0	\$0	\$0	\$0	\$0
Issuance of Debt	\$0	\$0	\$0	\$0	\$0
Sale of Assets	\$0	\$0	\$0	\$0	\$0
Revenue Totals	\$35,218	\$21,162	\$21,162	\$22,669	\$21,162
Expenditures					
Personal Services	\$0	\$0	\$0	\$0	\$0
Supplies	\$0	\$0	\$0	\$0	\$0
Purchased Services	\$0	\$0	\$0	\$3,173	\$0
Debt Service	\$0	\$0	\$0	\$0	\$0
Contributions & Other	\$0	\$0	\$0	\$0	\$0
Other	\$0	\$0	\$0	\$0	\$0
Internal Service	\$2,094	\$2,049	\$2,049	\$2,049	\$2,072
Capital Outlay	\$0	\$0	\$107,383	\$107,383	\$0
Transfer Out	\$0	\$0	\$0	\$0	\$0
Expenditures Totals	\$2,094	\$2,049	\$109,432	\$112,605	\$2,072
Revenue Over (Under) Expenditures	\$33,124	\$19,113	(\$88,270)	(\$89,936)	\$19,090
Unreserved Balances					
Beginning Balance - July 1	\$0	\$0	\$0	\$0	\$0
Net Change	\$0	\$0	\$0	\$0	\$0
Ending Balance - June 30	\$0	\$0	\$0	\$0	\$0
Reserved Balances					
Beginning Balance - July 1	\$87,502	\$120,626	\$120,626	\$120,626	\$30,690
Net Change	\$33,124	\$19,113	(\$88,270)	(\$89,936)	\$19,090
Ending Balance - June 30	\$120,626	\$139,739	\$32,356	\$30,690	\$49,780
Total Fund Balance	\$120,626	\$139,739	\$32,356	\$30,690	\$49,780

	2018 Actual Amount	2019 Adopted Budget	2019 Amended Budget	2019 Projected Amount as of 6/03/2019	2020 Proposed Budget
Revenue					
Taxes	\$191,298	\$68,663	\$68,663	\$174,955	\$174,955
Licenses & Permits	\$0	\$0	\$0	\$0	\$0
Intergovernmental	\$0	\$0	\$0	\$1,057	\$0
Charges for Services	\$0	\$0	\$0	\$0	\$0
Fines & Forfeitures	\$0	\$0	\$0	\$0	\$0
Internal Service	\$0	\$0	\$0	\$0	\$0
Special Assessments	\$0	\$0	\$0	\$0	\$0
Investment Income	\$3,408	\$0	\$0	\$5,955	\$0
Other	\$0	\$0	\$0	\$0	\$0
Transfer In	\$0	\$0	\$0	\$0	\$0
Issuance of Debt	\$0	\$0	\$0	\$0	\$0
Sale of Assets	\$0	\$0	\$0	\$0	\$0
Revenue Totals	\$194,706	\$68,663	\$68,663	\$181,967	\$174,955
Expenditures					
Personal Services	\$10,000	\$0	\$0	\$0	\$0
Supplies	\$0	\$0	\$0	\$0	\$0
Purchased Services	\$0	\$0	\$0	\$0	\$0
Debt Service	\$0	\$0	\$0	\$0	\$0
Contributions & Other	\$0	\$0	\$0	\$0	\$0
Other	\$0	\$0	\$0	\$0	\$0
Internal Service	\$6,984	\$6,213	\$6,213	\$6,213	\$14,317
Capital Outlay	\$0	\$0	\$470,000	\$470,000	\$0
Transfer Out	\$0	\$0	\$0	\$0	\$0
Expenditures Totals	\$16,984	\$6,213	\$476,213	\$476,213	\$14,317
Revenue Over (Under) Expenditures	\$177,722	\$62,450	(\$407,550)	(\$294,246)	\$160,638
Unreserved Balances					
Beginning Balance - July 1	\$0	\$0	\$0	\$0	\$0
Net Change	\$0	\$0	\$0	\$0	\$0
Ending Balance - June 30	\$0	\$0	\$0	\$0	\$0
Reserved Balances					
Beginning Balance - July 1	\$282,146	\$459,868	\$459,868	\$459,868	\$165,622
Net Change	\$177,722	\$62,450	(\$407,550)	(\$294,246)	\$160,638
Ending Balance - June 30	\$459,868	\$522,318	\$52,318	\$165,622	\$326,260
Total Fund Balance	\$459,868	\$522,318	\$52,318	\$165,622	\$326,260

	2018 Actual Amount	2019 Adopted Budget	2019 Amended Budget	2019 Projected Amount as of 6/03/2019	2020 Proposed Budget
Revenue					
Taxes	\$224,858	\$182,849	\$282,849	\$282,849	\$303,739
Licenses & Permits	\$0	\$0	\$0	\$0	\$0
Intergovernmental	\$0	\$0	\$0	\$0	\$0
Charges for Services	\$0	\$0	\$0	\$0	\$0
Fines & Forfeitures	\$0	\$0	\$0	\$0	\$0
Internal Service	\$0	\$0	\$0	\$0	\$0
Special Assessments	\$0	\$0	\$0	\$0	\$0
Investment Income	\$1,219	\$0	\$0	\$3,787	\$0
Other	\$0	\$0	\$0	\$0	\$0
Transfer In	\$0	\$0	\$0	\$0	\$0
Issuance of Debt	\$0	\$0	\$0	\$0	\$0
Sale of Assets	\$0	\$0	\$0	\$0	\$0
Revenue Totals	\$226,077	\$182,849	\$282,849	\$286,636	\$303,739
Expenditures					
Personal Services	\$6,193	\$0	\$0	\$0	\$0
Supplies	\$0	\$0	\$0	\$0	\$0
Purchased Services	\$0	\$0	\$9,000	\$0	\$0
Debt Service	\$0	\$0	\$0	\$0	\$0
Contributions & Other	\$0	\$0	\$0	\$0	\$0
Other	\$0	\$0	\$0	\$0	\$0
Internal Service	\$2,364	\$14,005	\$14,005	\$14,005	\$19,215
Capital Outlay	\$0	\$0	\$489,382	\$489,382	\$258,178
Transfer Out	\$0	\$0	\$0	\$0	\$0
Expenditures Totals	\$8,557	\$14,005	\$512,387	\$503,387	\$277,393
Revenue Over (Under) Expenditures	\$217,520	\$168,844	(\$229,538)	(\$216,751)	\$26,346
Unreserved Balances					
Beginning Balance - July 1	\$0	\$0	\$0	\$0	\$0
Net Change	\$0	\$0	\$0	\$0	\$0
Ending Balance - June 30	\$0	\$0	\$0	\$0	\$0
Reserved Balances					
Beginning Balance - July 1	\$37,489	\$255,009	\$255,009	\$255,009	\$38,258
Net Change	\$217,520	\$168,844	(\$229,538)	(\$216,751)	\$26,346
Ending Balance - June 30	\$255,009	\$423,853	\$25,471	\$38,258	\$64,604
Total Fund Balance	\$255,009	\$423,853	\$25,471	\$38,258	\$64,604

Economic Revolving Fund

City of Great Falls, Montana

	2018 Actual Amount	2019 Adopted Budget	2019 Amended Budget	2019 Projected Amount as of 6/03/2019	2020 Proposed Budget
Revenue					
Taxes	\$0	\$0	\$0	\$0	\$0
Licenses & Permits	\$0	\$0	\$0	\$0	\$0
Intergovernmental	\$120,000	\$0	\$0	\$0	\$0
Charges for Services	\$0	\$0	\$0	\$0	\$0
Fines & Forfeitures	\$0	\$0	\$0	\$0	\$0
Internal Service	\$0	\$0	\$0	\$0	\$0
Special Assessments	\$0	\$0	\$0	\$0	\$0
Investment Income	\$2,715	\$0	\$0	\$56	\$0
Other	\$0	\$0	\$0	\$0	\$0
Transfer In	\$0	\$0	\$0	\$0	\$0
Issuance of Debt	\$0	\$0	\$0	\$0	\$0
Sale of Assets	\$0	\$0	\$0	\$0	\$0
Revenue Totals	\$122,715	\$0	\$0	\$56	\$0
Expenditures					
Personal Services	\$0	\$0	\$0	\$0	\$0
Supplies	\$0	\$0	\$0	\$0	\$0
Purchased Services	\$0	\$0	\$0	\$0	\$0
Debt Service	\$0	\$0	\$0	\$0	\$0
Contributions & Other	\$0	\$0	\$0	\$0	\$0
Other	\$120,000	\$0	\$0	\$0	\$0
Internal Service	\$0	\$0	\$0	\$0	\$0
Capital Outlay	\$0	\$0	\$0	\$0	\$0
Transfer Out	\$570,461	\$0	\$0	\$0	\$0
Loss of Reserves	\$0	\$0	\$0	\$0	\$0
Expenditures Totals	\$690,461	\$0	\$0	\$0	\$0
Revenue Over (Under) Expenditures	(\$567,746)	\$0	\$0	\$56	\$0
Unreserved Balances					
Beginning Balance - July 1	\$0	\$0	\$0	\$0	\$0
Net Change	\$0	\$0	\$0	\$0	\$0
Ending Balance - June 30	\$0	\$0	\$0	\$0	\$0
Reserved Balances					
Beginning Balance - July 1	\$588,010	\$20,264	\$20,264	\$20,264	\$20,320
Net Change	(\$567,746)	\$0	\$0	\$56	\$0
Ending Balance - June 30	\$20,264	\$20,264	\$20,264	\$20,320	\$20,320
Total Fund Balance	\$20,264	\$20,264	\$20,264	\$20,320	\$20,320

Permits Fund

City of Great Falls, Montana

	2018 Actual Amount	2019 Adopted Budget	2019 Amended Budget	2019 Projected Amount as of 6/03/2019	2020 Proposed Budget
Revenue					
Taxes	\$0	\$0	\$0	\$0	\$0
Licenses & Permits	\$1,258,878	\$1,029,026	\$1,029,026	\$1,229,287	\$1,042,652
Intergovernmental	\$0	\$0	\$0	\$0	\$0
Charges for Services	\$0	\$0	\$0	\$0	\$0
Fines & Forfeitures	\$0	\$0	\$0	\$0	\$0
Internal Service	\$22,407	\$20,728	\$20,728	\$20,728	\$18,246
Special Assessments	\$0	\$0	\$0	\$0	\$0
Investment Income	\$12,358	\$0	\$0	\$0	\$0
Other	\$25,254	\$1,000	\$1,000	\$9,089	\$1,000
Transfer In	\$0	\$0	\$0	\$0	\$0
Issuance of Debt	\$0	\$0	\$0	\$0	\$0
Sale of Assets	\$0	\$0	\$0	\$0	\$0
Revenue Totals	\$1,318,897	\$1,050,754	\$1,050,754	\$1,259,104	\$1,061,898
Expenditures					
Personal Services	\$789,119	\$994,479	\$994,479	\$1,187,742	\$971,459
Supplies	\$16,480	\$121,000	\$121,000	\$100,000	\$23,000
Purchased Services	\$135,306	\$143,700	\$143,700	\$155,000	\$136,700
Debt Service	\$0	\$0	\$0	\$0	\$0
Contributions & Other	\$0	\$0	\$0	\$0	\$0
Other	(\$6)	\$0	\$0	\$0	\$0
Internal Service	\$118,533	\$142,687	\$142,687	\$142,687	\$147,616
Capital Outlay	\$95,085	\$0	\$465,244	\$209,427	\$0
Transfer Out	\$0	\$0	\$0	\$0	\$0
Expenditures Totals	\$1,154,517	\$1,401,866	\$1,867,110	\$1,794,856	\$1,278,775
Revenue Over (Under) Expenditures	\$164,380	(\$351,112)	(\$816,356)	(\$535,752)	(\$216,877)
Unreserved Balances					
Beginning Balance - July 1	\$1,553,218	\$1,717,598	\$1,717,598	\$1,717,598	\$1,181,846
Net Change	\$164,380	(\$351,112)	(\$816,356)	(\$535,752)	(\$216,877)
Ending Balance - June 30	\$1,717,598	\$1,366,486	\$901,242	\$1,181,846	\$964,969
Reserved Balances					
Beginning Balance - July 1	\$0	\$0	\$0	\$0	\$0
Net Change	\$0	\$0	\$0	\$0	\$0
Ending Balance - June 30	\$0	\$0	\$0	\$0	\$0
Total Fund Balance	\$1,717,598	\$1,366,486	\$901,242	\$1,181,846	\$964,969

	2018 Actual Amount	2019 Adopted Budget	2019 Amended Budget	2019 Projected Amount as of 6/03/2019	2020 Proposed Budget
Revenue					
Taxes	\$0	\$0	\$0	\$0	\$0
Licenses & Permits	\$252,000	\$0	\$0	\$0	\$0
Intergovernmental	\$0	\$0	\$0	\$0	\$0
Charges for Services	\$0	\$0	\$0	\$0	\$0
Fines & Forfeitures	\$0	\$0	\$0	\$0	\$0
Internal Service	\$0	\$0	\$0	\$0	\$0
Special Assessments	\$0	\$0	\$0	\$0	\$0
Investment Income	\$200	\$0	\$240	\$240	\$0
Other	\$100	\$0	\$0	\$0	\$0
Transfer In	\$0	\$0	\$0	\$0	\$0
Issuance of Debt	\$0	\$0	\$0	\$0	\$0
Sale of Assets	\$0	\$0	\$0	\$0	\$0
Revenue Totals	\$252,300	\$0	\$240	\$240	\$0
Expenditures					
Personal Services	\$48,841	\$0	\$0	\$0	\$0
Supplies	\$1,000	\$0	\$0	\$0	\$0
Purchased Services	\$2,450	\$0	\$0	\$0	\$0
Debt Service	\$0	\$0	\$0	\$0	\$0
Contributions & Other	\$0	\$0	\$0	\$0	\$0
Other	\$0	\$0	\$0	\$0	\$0
Internal Service	\$200,009	\$0	\$0	\$0	\$0
Capital Outlay	\$0	\$0	\$0	\$0	\$0
Transfer Out	\$0	\$0	\$34,648	\$34,648	\$0
Expenditures Totals	\$252,300	\$0	\$34,648	\$34,648	\$0
Revenue Over (Under) Expenditures	\$0	\$0	(\$34,408)	(\$34,408)	\$0
Unreserved Balances					
Beginning Balance - July 1	\$34,408	\$34,408	\$34,408	\$34,408	\$0
Net Change	\$0	\$0	(\$34,408)	(\$34,408)	\$0
Ending Balance - June 30	\$34,408	\$34,408	\$0	\$0	\$0
Reserved Balances					
Beginning Balance - July 1	\$0	\$0	\$0	\$0	\$0
Net Change	\$0	\$0	\$0	\$0	\$0
Ending Balance - June 30	\$0	\$0	\$0	\$0	\$0
Total Fund Balance	\$34,408	\$34,408	\$0	\$0	\$0

	2018 Actual Amount	2019 Adopted Budget	2019 Amended Budget	2019 Projected Amount as of 6/03/2019	2020 Proposed Budget
Revenue					
Taxes	\$0	\$0	\$0	\$0	\$0
Licenses & Permits	\$0	\$0	\$0	\$0	\$0
Intergovernmental	\$13,000	\$0	\$0	\$0	\$0
Charges for Services	\$0	\$0	\$0	\$0	\$14,000
Fines & Forfeitures	\$0	\$0	\$0	\$0	\$0
Internal Service	\$16,444	\$18,000	\$18,000	\$17,360	\$1,000
Special Assessments	\$377,642	\$412,256	\$412,256	\$361,000	\$431,617
Investment Income	\$3,171	\$0	\$0	\$3,706	\$0
Other	\$2,600	\$2,000	\$2,000	\$3,132	\$2,000
Transfer In	\$256,277	\$256,277	\$256,277	\$256,277	\$256,277
Issuance of Debt	\$0	\$0	\$0	\$0	\$0
Sale of Assets	\$0	\$0	\$0	\$0	\$0
Revenue Totals	\$669,134	\$688,533	\$688,533	\$641,475	\$704,894
Expenditures					
Personal Services	\$399,924	\$432,541	\$432,541	\$436,440	\$455,436
Supplies	\$31,325	\$77,644	\$129,281	\$52,644	\$127,644
Purchased Services	\$82,614	\$63,959	\$63,959	\$57,725	\$63,667
Debt Service	\$0	\$0	\$0	\$0	\$0
Contributions & Other	\$0	\$0	\$0	\$0	\$0
Other	\$0	\$0	\$0	\$0	\$0
Internal Service	\$114,499	\$116,451	\$116,451	\$116,451	\$149,477
Capital Outlay	\$0	\$0	\$22,000	\$25,329	\$66,720
Transfer Out	\$0	\$0	\$0	\$0	\$0
Expenditures Totals	\$628,362	\$690,595	\$764,232	\$688,589	\$862,944
Revenue Over (Under) Expenditures	\$40,771	(\$2,062)	(\$75,699)	(\$47,114)	(\$158,050)
Unreserved Balances					
Beginning Balance - July 1	\$286,109	\$326,880	\$326,880	\$326,880	\$235,015
Net Change	\$40,771	(\$2,062)	(\$75,699)	(\$91,865)	(\$158,050)
Ending Balance - June 30	\$326,880	\$324,818	\$251,181	\$235,015	\$76,965
Reserved Balances					
Beginning Balance - July 1	\$31,886	\$31,886	\$31,886	\$31,886	\$76,637
Net Change	\$0	\$0	\$0	\$44,751	\$0
Ending Balance - June 30	\$31,886	\$31,886	\$31,886	\$76,637	\$76,637
Total Fund Balance	\$358,766	\$356,704	\$283,067	\$311,652	\$153,602

Natural Resources Expenditures

City of Great Falls, Montana

Natural Resources	2018 Actual Amount	2019 Adopted Budget	2019 Amended Budget	2019 Projected Amount as of 6/03/2019	2020 Proposed Budget
Personal Services	\$160,722	\$167,960	\$167,960	\$210,182	\$176,743
Supplies	\$17,160	\$25,300	\$25,300	\$25,300	\$25,300
Purchased Services	\$12,657	\$16,725	\$16,725	\$16,725	\$16,725
Debt Service	\$0	\$0	\$0	\$0	\$0
Contributions & Other	\$0	\$0	\$0	\$0	\$0
Other	\$0	\$0	\$0	\$0	\$0
Internal Service	\$61,996	\$67,497	\$67,497	\$67,497	\$90,708
Capital Outlay	\$0	\$0	\$0	\$0	\$0
Transfer Out	\$0	\$0	\$0	\$0	\$0
Total Natural Resources	\$252,535	\$277,482	\$277,482	\$319,704	\$309,476

Natural Resources - Blvd	2018 Actual Amount	2019 Adopted Budget	2019 Amended Budget	2019 Projected Amount as of 6/03/2019	2020 Proposed Budget
Personal Services	\$239,202	\$264,581	\$264,581	\$226,258	\$278,693
Supplies	\$14,165	\$52,344	\$103,981	\$27,344	\$102,344
Purchased Services	\$69,957	\$47,234	\$47,234	\$41,000	\$46,942
Debt Service	\$0	\$0	\$0	\$0	\$0
Contributions & Other	\$0	\$0	\$0	\$0	\$0
Other	\$0	\$0	\$0	\$0	\$0
Internal Service	\$52,503	\$48,954	\$48,954	\$48,954	\$58,769
Capital Outlay	\$0	\$0	\$22,000	\$25,329	\$66,720
Transfer Out	\$0	\$0	\$0	\$0	\$0
Total Natural Res. - Blvd	\$375,827	\$413,113	\$486,750	\$368,885	\$553,468

Portage Meadows	2018 Actual Amount	2019 Adopted Budget	2019 Amended Budget	2019 Projected Amount as of 6/03/2019	2020 Proposed Budget
Revenue					
Taxes	\$0	\$0	\$0	\$0	\$0
Licenses & Permits	\$0	\$0	\$0	\$0	\$0
Intergovernmental	\$0	\$0	\$0	\$0	\$0
Charges for Services	\$0	\$0	\$0	\$0	\$0
Fines & Forfeitures	\$0	\$0	\$0	\$0	\$0
Internal Service	\$0	\$0	\$0	\$0	\$0
Special Assessments	\$58,589	\$61,564	\$61,564	\$61,564	\$65,252
Investment Income	\$437	\$0	\$0	\$511	\$0
Other	\$0	\$0	\$0	\$0	\$0
Transfer In	\$0	\$0	\$0	\$0	\$0
Issuance of Debt	\$0	\$0	\$0	\$0	\$0
Sale of Assets	\$0	\$0	\$0	\$0	\$0
Revenue Totals	\$59,026	\$61,564	\$61,564	\$62,075	\$65,252
Expenditures					
Personal Services	\$10,363	\$14,963	\$14,963	\$10,306	\$15,535
Supplies	\$172	\$1,200	\$1,200	\$1,200	\$1,200
Purchased Services	\$9,454	\$15,980	\$15,980	\$15,980	\$16,766
Debt Service	\$0	\$0	\$0	\$0	\$0
Contributions & Other	\$0	\$0	\$0	\$0	\$0
Other	\$0	\$0	\$0	\$0	\$0
Internal Service	\$27,892	\$28,889	\$28,889	\$28,889	\$30,071
Capital Outlay	\$0	\$0	\$0	\$0	\$0
Transfer Out	\$0	\$0	\$0	\$0	\$0
Expenditures Totals	\$47,881	\$61,032	\$61,032	\$56,375	\$63,572
Revenue Over (Under) Expenditures	\$11,145	\$532	\$532	\$5,700	\$1,680
Unreserved Balances					
Beginning Balance - July 1	\$28,885	\$40,030	\$40,030	\$40,030	\$45,730
Net Change	\$11,145	\$532	\$532	\$5,700	\$1,680
Ending Balance - June 30	\$40,030	\$40,562	\$40,562	\$45,730	\$47,410
Reserved Balances					
Beginning Balance - July 1	\$0	\$0	\$0	\$0	\$0
Net Change	\$0	\$0	\$0	\$0	\$0
Ending Balance - June 30	\$0	\$0	\$0	\$0	\$0
Total Fund Balance	\$40,030	\$40,562	\$40,562	\$45,730	\$47,410

	2018 Actual Amount	2019 Adopted Budget	2019 Amended Budget	2019 Projected Amount as of 6/03/2019	2020 Proposed Budget
Revenue					
Taxes	\$0	\$0	\$0	\$0	\$0
Licenses & Permits	\$0	\$0	\$0	\$0	\$0
Intergovernmental	\$0	\$0	\$0	\$0	\$0
Charges for Services	\$0	\$0	\$0	\$0	\$0
Fines & Forfeitures	\$0	\$0	\$0	\$0	\$0
Internal Service	\$0	\$0	\$0	\$0	\$0
Special Assessments	\$0	\$1,500,000	\$1,500,000	\$1,499,000	\$1,500,000
Investment Income	\$0	\$0	\$0	\$0	\$0
Other	\$0	\$0	\$0	\$0	\$0
Transfer In	\$0	\$0	\$0	\$0	\$0
Issuance of Debt	\$0	\$0	\$0	\$0	\$0
Sale of Assets	\$0	\$0	\$0	\$0	\$0
Revenue Totals	\$0	\$1,500,000	\$1,500,000	\$1,499,000	\$1,500,000
Expenditures					
Personal Services	\$0	\$0	\$0	\$10,746	\$257,783
Supplies	\$0	\$0	\$0	\$0	\$0
Purchased Services	\$0	\$1,500,000	\$1,144,833	\$30,003	\$983,217
Debt Service	\$0	\$0	\$0	\$0	\$0
Contributions & Other	\$0	\$0	\$0	\$0	\$0
Other	\$0	\$0	\$0	\$0	\$0
Internal Service	\$0	\$0	\$0	\$0	\$0
Capital Outlay	\$0	\$0	\$355,167	\$333,368	\$259,000
Expenditures Totals	\$0	\$1,500,000	\$1,500,000	\$374,117	\$1,500,000
Revenue Over (Under) Expenditures	\$0	\$0	\$0	\$1,124,883	\$0
Unreserved Balances					
Beginning Balance - July 1	\$0	\$0	\$0	\$0	\$0
Net Change	\$0	\$0	\$0	\$0	\$0
Ending Balance - June 30	\$0	\$0	\$0	\$0	\$0
Reserved Balances					
Beginning Balance - July 1	\$0	\$0	\$0	\$0	\$1,124,883
Net Change	\$0	\$0	\$0	\$1,124,883	\$0
Ending Balance - June 30	\$0	\$0	\$0	\$1,124,883	\$1,124,883
Total Fund Balance	\$0	\$0	\$0	\$1,124,883	\$1,124,883

	2018 Actual Amount	2019 Adopted Budget	2019 Amended Budget	2019 Projected Amount as of 6/03/2019	2020 Proposed Budget
Revenue					
Taxes	\$0	\$0	\$0	\$0	\$0
Licenses & Permits	\$9,046	\$7,146	\$7,146	\$9,500	\$7,146
Intergovernmental	\$1,288,476	\$1,402,836	\$1,402,836	\$1,388,599	\$1,402,836
Charges for Services	\$170,232	\$113,000	\$113,000	\$165,000	\$111,500
Fines & Forfeitures	\$0	\$0	\$0	\$0	\$0
Internal Service	\$94,208	\$112,768	\$112,768	\$57,000	\$111,768
Special Assessments	\$4,504,131	\$4,583,265	\$4,583,265	\$4,583,265	\$4,583,265
Investment Income	\$21,050	\$0	\$0	\$43,677	\$0
Other	\$50,042	\$0	\$0	\$38,181	\$1,000
Transfer In	\$0	\$0	\$0	\$0	\$0
Issuance of Debt	\$0	\$0	\$0	\$0	\$0
Sale of Assets	\$0	\$0	\$0	\$0	\$0
Revenue Totals	\$6,137,185	\$6,219,015	\$6,219,015	\$6,285,222	\$6,217,515
Expenditures					
Personal Services	\$2,322,988	\$2,463,634	\$2,463,634	\$2,522,699	\$2,496,232
Supplies	\$1,182,191	\$1,580,891	\$1,580,891	\$1,515,164	\$1,572,435
Purchased Services	\$435,569	\$536,200	\$905,906	\$530,250	\$683,170
Debt Service	\$0	\$0	\$0	\$0	\$0
Contributions & Other	\$0	\$0	\$0	\$0	\$0
Other	\$0	\$0	\$0	\$0	\$0
Internal Service	\$1,269,715	\$1,366,499	\$1,366,499	\$1,366,499	\$1,475,339
Capital Outlay	\$582,717	\$3,334,046	\$4,883,912	\$865,440	\$3,363,989
Transfer Out	\$18,569	\$36,041	\$36,041	\$36,041	\$40,000
Expenditures Totals	\$5,811,749	\$9,317,311	\$11,236,883	\$6,836,093	\$9,631,165
Revenue Over (Under) Expenditures	\$325,436	(\$3,098,296)	(\$5,017,868)	(\$550,871)	(\$3,413,650)
Unreserved Balances					
Beginning Balance - July 1	\$4,280,600	\$4,606,036	\$4,606,036	\$4,606,036	\$4,055,165
Net Change	\$325,436	(\$3,098,296)	(\$5,017,868)	(\$550,871)	(\$3,413,650)
Ending Balance - June 30	\$4,606,036	\$1,507,740	(\$411,832)	\$4,055,165	\$641,515
Reserved Balances					
Beginning Balance - July 1	\$0	\$0	\$0	\$0	\$0
Net Change	\$0	\$0	\$0	\$0	\$0
Ending Balance - June 30	\$0	\$0	\$0	\$0	\$0
Total Fund Balance	\$4,606,036	\$1,507,740	(\$411,832)	\$4,055,165	\$641,515

Street District Expenditures

City of Great Falls, Montana

Street Maintenance	2018 Actual Amount	2019 Adopted Budget	2019 Amended Budget	2019 Projected Amount as of 6/03/2019	2020 Proposed Budget
Personal Services	\$1,890,892	\$1,970,458	\$1,970,458	\$2,069,140	\$2,068,652
Supplies	\$1,082,362	\$1,468,891	\$1,468,891	\$1,420,164	\$1,459,635
Purchased Services	\$416,626	\$510,250	\$879,956	\$510,250	\$657,220
Debt Service	\$0	\$0	\$0	\$0	\$0
Contributions & Other	\$0	\$0	\$0	\$0	\$0
Other	\$0	\$0	\$0	\$0	\$0
Internal Service	\$1,200,459	\$1,298,560	\$1,298,560	\$1,298,560	\$1,403,278
Capital Outlay	\$582,717	\$3,334,046	\$4,883,912	\$865,440	\$3,363,989
Transfer Out	\$18,569	\$36,041	\$36,041	\$36,041	\$40,000
Total Street Maintenance	\$5,191,625	\$8,618,246	\$10,537,818	\$6,199,595	\$8,992,774

Traffic	2018 Actual Amount	2019 Adopted Budget	2019 Amended Budget	2019 Projected Amount as of 6/03/2019	2020 Proposed Budget
Personal Services	\$432,096	\$493,176	\$493,176	\$453,559	\$427,580
Supplies	\$99,829	\$112,000	\$112,000	\$95,000	\$112,800
Purchased Services	\$18,943	\$25,950	\$25,950	\$20,000	\$25,950
Debt Service	\$0	\$0	\$0	\$0	\$0
Contributions & Other	\$0	\$0	\$0	\$0	\$0
Other	\$0	\$0	\$0	\$0	\$0
Internal Service	\$69,256	\$67,939	\$67,939	\$67,939	\$72,061
Capital Outlay	\$0	\$0	\$0	\$0	\$0
Transfer Out	\$0	\$0	\$0	\$0	\$0
Total Traffic	\$620,124	\$699,065	\$699,065	\$636,498	\$638,391

	2018 Actual Amount	2019 Adopted Budget	2019 Amended Budget	2019 Projected Amount as of 6/03/2019	2020 Proposed Budget
Revenue					
Taxes	\$0	\$0	\$0	\$0	\$0
Licenses & Permits	\$0	\$0	\$0	\$0	\$0
Intergovernmental	\$0	\$0	\$0	\$0	\$0
Charges for Services	\$0	\$0	\$0	\$0	\$0
Fines & Forfeitures	\$0	\$0	\$0	\$0	\$0
Internal Service	\$0	\$0	\$0	\$0	\$0
Special Assessments	\$632,730	\$648,250	\$648,250	\$648,250	\$932,000
Investment Income	\$977	\$0	\$0	\$0	\$0
Other	\$5,540	\$0	\$0	\$0	\$0
Transfer In	\$0	\$0	\$0	\$0	\$0
Issuance of Debt	\$0	\$0	\$0	\$0	\$0
Sale of Assets	\$0	\$0	\$0	\$0	\$0
Revenue Totals	\$639,247	\$648,250	\$648,250	\$648,250	\$932,000
Expenditures					
Personal Services	\$0	\$0	\$0	\$0	\$0
Supplies	\$15	\$0	\$0	\$0	\$0
Purchased Services	\$3,336	\$0	\$19,781	\$4,637	\$0
Debt Service	\$0	\$0	\$0	\$0	\$0
Contributions & Other	\$627,636	\$648,250	\$648,250	\$648,250	\$932,000
Other	\$0	\$0	\$0	\$0	\$0
Internal Service	\$0	\$0	\$0	\$0	\$0
Capital Outlay	\$0	\$0	\$0	\$0	\$0
Transfer Out	\$0	\$0	\$0	\$0	\$0
Loss of Reserves	\$0	\$0	\$0	\$0	\$0
Expenditures Totals	\$630,987	\$648,250	\$668,031	\$652,887	\$932,000
Revenue Over (Under) Expenditures	\$8,260	\$0	(\$19,781)	(\$4,637)	\$0
Unreserved Balances					
Beginning Balance - July 1	\$66,336	\$74,597	\$74,597	\$74,597	\$69,960
Net Change	\$8,260	\$0	(\$19,781)	(\$4,637)	\$0
Ending Balance - June 30	\$74,597	\$74,597	\$54,816	\$69,960	\$69,960
Reserved Balances					
Beginning Balance - July 1	\$0	\$0	\$0	\$0	\$0
Net Change	\$0	\$0	\$0	\$0	\$0
Ending Balance - June 30	\$0	\$0	\$0	\$0	\$0
Total Fund Balance	\$74,597	\$74,597	\$54,816	\$69,960	\$69,960

Tourism BID	2018 Actual Amount	2019 Adopted Budget	2019 Amended Budget	2019 Projected Amount as of 6/03/2019	2020 Proposed Budget
Personal Services	\$0	\$0	\$0	\$0	\$0
Supplies	\$0	\$0	\$0	\$0	\$0
Purchased Services	\$499	\$0	\$0	\$376	\$0
Debt Service	\$0	\$0	\$0	\$0	\$0
Contributions & Other	\$390,487	\$400,250	\$400,250	\$400,250	\$692,000
Other	\$0	\$0	\$0	\$0	\$0
Internal Service	\$0	\$0	\$0	\$0	\$0
Capital Outlay	\$0	\$0	\$0	\$0	\$0
Transfer Out	\$0	\$0	\$0	\$0	\$0
Total Tourism BID	\$390,986	\$400,250	\$400,250	\$400,626	\$692,000

BID	2018 Actual Amount	2019 Adopted Budget	2019 Amended Budget	2019 Projected Amount as of 6/03/2019	2020 Proposed Budget
Personal Services	\$0	\$0	\$0	\$0	\$0
Supplies	\$0	\$0	\$0	\$0	\$0
Purchased Services	\$0	\$0	\$0	\$14	\$0
Debt Service	\$0	\$0	\$0	\$0	\$0
Contributions & Other	\$237,149	\$248,000	\$248,000	\$248,000	\$240,000
Other	\$0	\$0	\$0	\$0	\$0
Internal Service	\$0	\$0	\$0	\$0	\$0
Capital Outlay	\$0	\$0	\$0	\$0	\$0
Transfer Out	\$0	\$0	\$0	\$0	\$0
Total BID	\$237,149	\$248,000	\$248,000	\$248,014	\$240,000

International Relationship	2018 Actual Amount	2019 Adopted Budget	2019 Amended Budget	2019 Projected Amount as of 6/03/2019	2020 Proposed Budget
Personal Services	\$0	\$0	\$0	\$0	\$0
Supplies	\$15	\$0	\$0	\$0	\$0
Purchased Services	\$2,837	\$0	\$19,781	\$4,247	\$0
Debt Service	\$0	\$0	\$0	\$0	\$0
Contributions & Other	\$0	\$0	\$0	\$0	\$0
Other	\$0	\$0	\$0	\$0	\$0
Internal Service	\$0	\$0	\$0	\$0	\$0
Capital Outlay	\$0	\$0	\$0	\$0	\$0
Transfer Out	\$0	\$0	\$0	\$0	\$0
Total Int'l Relationship	\$2,852	\$0	\$19,781	\$4,247	\$0

	2018 Actual Amount	2019 Adopted Budget	2019 Amended Budget	2019 Projected Amount as of 6/03/2019	2020 Proposed Budget
Revenue					
Taxes	\$0	\$0	\$0	\$0	\$0
Licenses & Permits	\$0	\$0	\$0	\$0	\$0
Intergovernmental	\$360,411	\$720,822	\$720,822	\$720,822	\$760,000
Charges for Services	\$0	\$0	\$0	\$0	\$0
Fines & Forfeitures	\$0	\$0	\$0	\$0	\$0
Internal Service	\$0	\$0	\$0	\$0	\$0
Special Assessments	\$0	\$0	\$0	\$0	\$0
Investment Income	\$805	\$0	\$0	\$4,764	\$0
Other	\$0	\$0	\$0	\$0	\$0
Transfer In	\$18,569	\$36,041	\$36,041	\$36,041	\$40,000
Issuance of Debt	\$0	\$0	\$0	\$0	\$0
Sale of Assets	\$0	\$0	\$0	\$0	\$0
Revenue Totals	\$379,785	\$756,863	\$756,863	\$761,627	\$800,000
Expenditures					
Personal Services	\$0	\$0	\$0	\$0	\$0
Supplies	\$0	\$0	\$0	\$0	\$0
Purchased Services	\$0	\$0	\$0	\$0	\$0
Debt Service	\$0	\$0	\$0	\$0	\$0
Contributions & Other	\$0	\$0	\$0	\$0	\$0
Other	\$0	\$0	\$0	\$0	\$0
Internal Service	\$0	\$0	\$0	\$0	\$0
Capital Outlay	\$0	\$756,863	\$1,136,648	\$379,785	\$800,000
Transfer Out	\$0	\$0	\$0	\$0	\$0
Expenditures Totals	\$0	\$756,863	\$1,136,648	\$379,785	\$800,000
Revenue Over (Under) Expenditures	\$379,785	\$0	(\$379,785)	\$381,842	\$0
Unreserved Balances					
Beginning Balance - July 1	\$0	\$0	\$0	\$0	\$0
Net Change	\$0	\$0	\$0	\$0	\$0
Ending Balance - June 30	\$0	\$0	\$0	\$0	\$0
Reserved Balances					
Beginning Balance - July 1	\$0	\$379,785	\$379,785	\$379,785	\$761,627
Net Change	\$379,785	\$0	(\$379,785)	\$381,842	\$0
Ending Balance - June 30	\$379,785	\$379,785	\$0	\$761,627	\$761,627
Total Fund Balance	\$379,785	\$379,785	\$0	\$761,627	\$761,627

911 Special Revenue Fund

City of Great Falls, Montana

	2018 Actual Amount	2019 Adopted Budget	2019 Amended Budget	2019 Projected Amount as of 6/03/2019	2020 Proposed Budget
Revenue					
Taxes	\$0	\$0	\$0	\$0	\$0
Licenses & Permits	\$0	\$0	\$0	\$0	\$0
Intergovernmental	\$634,477	\$612,447	\$612,447	\$622,638	\$612,447
Charges for Services	\$0	\$0	\$0	\$0	\$0
Fines & Forfeitures	\$0	\$0	\$0	\$0	\$0
Internal Service	\$0	\$0	\$0	\$0	\$0
Special Assessments	\$0	\$0	\$0	\$0	\$0
Investment Income	\$5,919	\$0	\$0	\$7,218	\$0
Other	\$0	\$0	\$0	\$0	\$0
Transfer In	\$0	\$0	\$0	\$0	\$0
Issuance of Debt	\$0	\$0	\$0	\$0	\$0
Sale of Assets	\$0	\$0	\$0	\$0	\$0
Revenue Totals	\$640,396	\$612,447	\$612,447	\$629,856	\$612,447
Expenditures					
Personal Services	\$0	\$0	\$0	\$0	\$0
Supplies	\$0	\$0	\$5,254	\$5,254	\$0
Purchased Services	\$132,757	\$0	\$134,949	\$134,948	\$0
Debt Service	\$0	\$0	\$0	\$0	\$0
Contributions & Other	\$0	\$0	\$0	\$0	\$0
Other	\$0	\$0	\$0	\$0	\$0
Internal Service	\$0	\$0	\$0	\$0	\$0
Capital Outlay	\$0	\$0	\$0	\$0	\$0
Transfer Out	\$371,674	\$356,674	\$356,674	\$356,674	\$356,674
Expenditures Totals	\$504,431	\$356,674	\$496,877	\$496,876	\$356,674
Revenue Over (Under) Expenditures	\$135,965	\$255,773	\$115,570	\$132,980	\$255,773
Unreserved Balances					
Beginning Balance - July 1	\$0	(\$0)	(\$0)	(\$0)	(\$0)
Net Change	(\$0)	\$0	\$0	\$0	\$0
Ending Balance - June 30	(\$0)	(\$0)	(\$0)	(\$0)	(\$0)
Reserved Balances					
Beginning Balance - July 1	\$439,787	\$575,752	\$575,752	\$575,752	\$708,732
Net Change	\$135,965	\$255,773	\$115,570	\$132,980	\$255,773
Ending Balance - June 30	\$575,752	\$831,525	\$691,322	\$708,732	\$964,505
Total Fund Balance	\$575,752	\$831,525	\$691,322	\$708,732	\$964,505

Police Special Revenue Fund

City of Great Falls, Montana

	2018 Actual Amount	2019 Adopted Budget	2019 Amended Budget	2019 Projected Amount as of 6/03/2019	2020 Proposed Budget
Revenue					
Taxes	\$0	\$0	\$0	\$0	\$0
Licenses & Permits	\$0	\$0	\$0	\$0	\$0
Intergovernmental	\$10,572	\$29,711	\$51,689	\$51,689	\$29,711
Charges for Services	\$9,965	\$8,050	\$9,805	\$9,805	\$8,050
Fines & Forfeitures	\$6,772	\$0	\$6,918	\$6,918	\$0
Internal Service	\$0	\$0	\$0	\$0	\$0
Special Assessments	\$0	\$0	\$0	\$0	\$0
Investment Income	\$2,714	\$0	\$0	\$3,229	\$0
Other	\$47,756	\$0	\$44,277	\$44,277	\$0
Transfer In	\$0	\$0	\$0	\$0	\$0
Issuance of Debt	\$0	\$0	\$0	\$0	\$0
Sale of Assets	\$0	\$0	\$0	\$0	\$0
Revenue Totals	\$77,779	\$37,761	\$112,689	\$115,918	\$37,761
Expenditures					
Personal Services	\$0	\$0	\$0	\$0	\$0
Supplies	\$31,631	\$0	\$46,137	\$46,137	\$0
Purchased Services	\$17,355	\$900	\$60,731	\$60,731	\$900
Debt Service	\$0	\$0	\$0	\$0	\$0
Contributions & Other	\$0	\$0	\$0	\$0	\$0
Other	\$0	\$0	\$0	\$0	\$0
Internal Service	\$0	\$0	\$0	\$0	\$0
Capital Outlay	\$0	\$0	\$10,634	\$10,634	\$0
Transfer Out	\$0	\$0	\$0	\$0	\$0
Expenditures Totals	\$48,986	\$900	\$117,502	\$117,502	\$900
Revenue Over (Under) Expenditures	\$28,793	\$36,861	(\$4,813)	(\$1,584)	\$36,861
Unreserved Balances					
Beginning Balance - July 1	\$0	\$0	\$0	\$0	\$0
Net Change	\$0	\$0	\$0	\$0	\$0
Ending Balance - June 30	\$0	\$0	\$0	\$0	\$0
Reserved Balances					
Beginning Balance - July 1	\$143,092	\$171,885	\$171,885	\$171,885	\$170,301
Net Change	\$28,793	\$36,861	(\$4,813)	(\$1,584)	\$36,861
Ending Balance - June 30	\$171,885	\$208,746	\$167,072	\$170,301	\$207,162
Total Fund Balance	\$171,885	\$208,746	\$167,072	\$170,301	\$207,162

HIDTA Special Revenue Fund

City of Great Falls, Montana

	2018 Actual Amount	2019 Adopted Budget	2019 Amended Budget	2019 Projected Amount as of 6/03/2019	2020 Proposed Budget
Revenue					
Taxes	\$0	\$0	\$0	\$0	\$0
Licenses & Permits	\$0	\$0	\$0	\$0	\$0
Intergovernmental	\$143,402	\$216,975	\$270,876	\$216,975	\$216,975
Charges for Services	\$0	\$0	\$0	\$0	\$0
Fines & Forfeitures	\$16,730	\$0	\$0	\$3,720	\$0
Internal Service	\$0	\$0	\$0	\$0	\$0
Special Assessments	\$0	\$0	\$0	\$0	\$0
Investment Income	\$326	\$0	\$0	\$240	\$0
Other	\$4,370	\$0	\$0	\$22,056	\$0
Transfer In	\$0	\$0	\$0	\$0	\$0
Issuance of Debt	\$0	\$0	\$0	\$0	\$0
Sale of Assets	\$0	\$0	\$0	\$0	\$0
Revenue Totals	\$164,828	\$216,975	\$270,876	\$242,991	\$216,975
Expenditures					
Personal Services	\$74,884	\$62,372	\$133,484	\$100,369	\$65,537
Supplies	\$13,288	\$0	\$11,765	\$23,528	\$0
Purchased Services	\$82,273	\$0	\$86,967	\$84,755	\$0
Debt Service	\$0	\$0	\$0	\$0	\$0
Contributions & Other	\$0	\$0	\$0	\$0	\$0
Other	\$0	\$0	\$0	\$0	\$0
Internal Service	\$0	\$0	\$0	\$0	\$0
Capital Outlay	\$0	\$0	\$38,660	\$27,352	\$0
Transfer Out	\$0	\$0	\$0	\$0	\$0
Expenditures Totals	\$170,445	\$62,372	\$270,876	\$236,004	\$65,537
Revenue Over (Under) Expenditures	(\$5,617)	\$154,603	\$0	\$6,987	\$151,438
Unreserved Balances					
Beginning Balance - July 1	\$0	\$0	\$0	\$0	\$0
Net Change	\$0	\$0	\$0	\$0	\$0
Ending Balance - June 30	\$0	\$0	\$0	\$0	\$0
Reserved Balances					
Beginning Balance - July 1	(\$24,045)	(\$29,662)	(\$29,662)	(\$29,662)	(\$22,675)
Net Change	(\$5,617)	\$154,603	\$0	\$6,987	\$151,438
Ending Balance - June 30	(\$29,662)	\$124,941	(\$29,662)	(\$22,675)	\$128,763
Total Fund Balance	(\$29,662)	\$124,941	(\$29,662)	(\$22,675)	\$128,763

HIDTA Special Revenue Expenditures

City of Great Falls, Montana

HIDTA Assets	2018 Actual Amount	2019 Adopted Budget	2019 Amended Budget	2019 Projected Amount as of 6/03/2019	2020 Proposed Budget
Personal Services	\$13,097	\$0	\$0	\$10,729	\$0
Supplies	\$7,153	\$0	\$0	\$486	\$0
Purchased Services	\$4,041	\$0	\$0	\$0	\$0
Debt Service	\$0	\$0	\$0	\$0	\$0
Contributions & Other	\$0	\$0	\$0	\$0	\$0
Other	\$0	\$0	\$0	\$0	\$0
Internal Service	\$0	\$0	\$0	\$0	\$0
Capital Outlay	\$0	\$0	\$0	\$0	\$0
Transfer Out	\$0	\$0	\$0	\$0	\$0
Total HIDTA Assets	\$24,291	\$0	\$0	\$11,215	\$0

HIDTA Grant	2018 Actual Amount	2019 Adopted Budget	2019 Amended Budget	2019 Projected Amount as of 6/03/2019	2020 Proposed Budget
Personal Services	\$61,787	\$62,372	\$133,484	\$89,640	\$65,537
Supplies	\$6,135	\$0	\$11,765	\$23,042	\$0
Purchased Services	\$78,232	\$0	\$86,967	\$84,755	\$0
Debt Service	\$0	\$0	\$0	\$0	\$0
Contributions & Other	\$0	\$0	\$0	\$0	\$0
Other	\$0	\$0	\$0	\$0	\$0
Internal Service	\$0	\$0	\$0	\$0	\$0
Capital Outlay	\$0	\$0	\$38,660	\$27,352	\$0
Transfer Out	\$0	\$0	\$0	\$0	\$0
Total HIDTA Grant	\$146,154	\$62,372	\$270,876	\$224,789	\$65,537

Fire Special Revenue Fund

City of Great Falls, Montana

	2018 Actual Amount	2019 Adopted Budget	2019 Amended Budget	2019 Projected Amount as of 6/03/2019	2020 Proposed Budget
Revenue					
Taxes	\$0	\$0	\$0	\$0	\$0
Licenses & Permits	\$0	\$0	\$0	\$0	\$0
Intergovernmental	\$9,088	\$0	\$6,500	\$6,914	\$0
Charges for Services	\$27,938	\$6,500	\$6,500	\$20,946	\$6,500
Fines & Forfeitures	\$0	\$0	\$0	\$0	\$0
Internal Service	\$0	\$0	\$0	\$0	\$0
Special Assessments	\$0	\$0	\$0	\$0	\$0
Investment Income	\$1,272	\$100	\$100	\$1,127	\$100
Other	\$230	\$0	\$19,000	\$35,289	\$0
Transfer In	\$0	\$0	\$0	\$0	\$0
Issuance of Debt	\$0	\$0	\$0	\$0	\$0
Sale of Assets	\$0	\$0	\$0	\$0	\$0
Revenue Totals	\$38,528	\$6,600	\$32,100	\$64,276	\$6,600
Expenditures					
Personal Services	\$0	\$0	\$0	\$0	\$0
Supplies	\$7,173	\$50,000	\$50,000	\$6,444	\$0
Purchased Services	\$37,179	\$0	\$19,000	\$18,153	\$0
Debt Service	\$0	\$0	\$0	\$0	\$0
Contributions & Other	\$0	\$0	\$0	\$0	\$0
Other	\$0	\$0	\$0	\$0	\$0
Internal Service	\$0	\$0	\$0	\$0	\$0
Capital Outlay	\$0	\$0	\$6,500	\$48,627	\$0
Transfer Out	\$0	\$0	\$0	\$0	\$0
Expenditures Totals	\$44,352	\$50,000	\$75,500	\$73,224	\$0
Revenue Over (Under) Expenditures	(\$5,824)	(\$43,400)	(\$43,400)	(\$8,948)	\$6,600
Unreserved Balances					
Beginning Balance - July 1	\$0	\$0	\$0	\$0	\$0
Net Change	\$0	\$0	\$0	\$0	\$0
Ending Balance - June 30	\$0	\$0	\$0	\$0	\$0
Reserved Balances					
Beginning Balance - July 1	\$100,850	\$95,026	\$95,026	\$95,026	\$86,078
Net Change	(\$5,824)	(\$43,400)	(\$43,400)	(\$8,948)	\$6,600
Ending Balance - June 30	\$95,026	\$51,626	\$51,626	\$86,078	\$92,678
Total Fund Balance	\$95,026	\$51,626	\$51,626	\$86,078	\$92,678

	2018 Actual Amount	2019 Adopted Budget	2019 Amended Budget	2019 Projected Amount as of 6/03/2019	2020 Proposed Budget
Revenue					
Taxes	\$0	\$0	\$0	\$0	\$0
Licenses & Permits	\$0	\$0	\$0	\$0	\$0
Intergovernmental	\$577,527	\$776,621	\$853,379	\$593,326	\$794,666
Charges for Services	\$300,508	\$0	\$0	\$167,899	\$0
Fines & Forfeitures	\$0	\$0	\$0	\$0	\$0
Internal Service	\$0	\$0	\$0	\$0	\$0
Special Assessments	\$0	\$0	\$0	\$0	\$0
Investment Income	(\$60)	\$0	\$0	\$114	\$0
Other	\$0	\$0	\$0	\$800	\$0
Transfer In	\$0	\$0	\$0	\$0	\$0
Issuance of Debt	\$0	\$0	\$0	\$0	\$0
Sale of Assets	\$0	\$0	\$0	\$0	\$0
Revenue Totals	\$877,975	\$776,621	\$853,379	\$762,139	\$794,666
Expenditures					
Personal Services	\$119,990	\$197,959	\$197,959	\$161,978	\$180,821
Supplies	\$7,263	\$5,000	\$5,000	\$3,000	\$4,200
Purchased Services	\$204,287	\$71,550	\$911,028	\$71,000	\$70,750
Debt Service	\$0	\$0	\$0	\$0	\$0
Contributions & Other	\$221,198	\$321,667	\$370,538	\$100,000	\$321,667
Other	\$0	\$0	\$0	\$0	\$0
Internal Service	\$28,841	\$30,596	\$30,596	\$30,596	\$34,141
Capital Outlay	\$184,793	\$190,176	\$218,063	\$329,357	\$190,176
Transfer Out	\$0	\$0	\$0	\$0	\$0
Expenditures Totals	\$766,372	\$816,948	\$1,733,184	\$695,931	\$801,755
Revenue Over (Under) Expenditures	\$111,603	(\$40,327)	(\$879,805)	\$66,208	(\$7,089)
Unreserved Balances					
Beginning Balance - July 1	\$0	\$0	\$0	\$0	\$0
Net Change	(\$0)	\$0	\$36,431	\$0	\$0
Ending Balance - June 30	\$0	\$0	\$36,431	\$0	\$0
Reserved Balances					
Beginning Balance - July 1	\$745,804	\$857,407	\$857,407	\$857,407	\$923,615
Net Change	\$111,603	(\$40,327)	(\$916,236)	\$66,208	(\$7,089)
Ending Balance - June 30	\$857,407	\$817,080	(\$58,829)	\$923,615	\$916,526
Total Fund Balance	\$857,407	\$817,080	(\$22,398)	\$923,615	\$916,526

Federal Block Grant Expenditures

City of Great Falls, Montana

Block Grant Admin	2018 Actual Amount	2019 Adopted Budget	2019 Amended Budget	2019 Projected Amount as of 6/03/2019	2020 Proposed Budget
Personal Services	\$86,778	\$81,645	\$81,645	\$78,453	\$92,438
Supplies	\$7,263	\$5,000	\$5,000	\$3,000	\$4,200
Purchased Services	\$15,802	\$21,550	\$21,550	\$21,000	\$20,750
Debt Service	\$0	\$0	\$0	\$0	\$0
Contributions & Other	\$0	\$0	\$0	\$0	\$0
Other	\$0	\$0	\$0	\$0	\$0
Internal Service	\$28,841	\$30,596	\$30,596	\$30,596	\$34,141
Capital Outlay	\$0	\$0	\$0	\$0	\$0
Transfer Out	\$0	\$0	\$0	\$0	\$0
Total Block Grant Admin	\$138,684	\$138,791	\$138,791	\$133,049	\$151,529

Block Grant Projects	2018 Actual Amount	2019 Adopted Budget	2019 Amended Budget	2019 Projected Amount as of 6/03/2019	2020 Proposed Budget
Personal Services	\$33,212	\$116,314	\$116,314	\$83,525	\$88,383
Supplies	\$0	\$0	\$0	\$0	\$0
Purchased Services	\$188,485	\$50,000	\$889,478	\$50,000	\$50,000
Debt Service	\$0	\$0	\$0	\$0	\$0
Contributions & Other	\$221,198	\$321,667	\$370,538	\$100,000	\$321,667
Other	\$0	\$0	\$0	\$0	\$0
Internal Service	\$0	\$0	\$0	\$0	\$0
Capital Outlay	\$184,793	\$190,176	\$218,063	\$329,357	\$190,176
Transfer Out	\$0	\$0	\$0	\$0	\$0
Total Block Grant Projects	\$627,688	\$678,157	\$1,594,393	\$562,882	\$650,226

	2018 Actual Amount	2019 Adopted Budget	2019 Amended Budget	2019 Projected Amount as of 6/03/2019	2020 Proposed Budget
Revenue					
Taxes	\$0	\$0	\$0	\$0	\$0
Licenses & Permits	\$0	\$0	\$0	\$0	\$0
Intergovernmental	\$17,704	\$285,831	\$285,831	\$22,815	\$273,088
Charges for Services	\$0	\$0	\$0	\$0	\$0
Fines & Forfeitures	\$0	\$0	\$0	\$0	\$0
Internal Service	\$0	\$0	\$0	\$0	\$0
Special Assessments	\$0	\$0	\$0	\$0	\$0
Investment Income	\$0	\$0	\$0	\$0	\$0
Other	\$0	\$0	\$0	\$0	\$0
Transfer In	\$0	\$0	\$0	\$0	\$0
Issuance of Debt	\$0	\$0	\$0	\$0	\$0
Sale of Assets	\$0	\$0	\$0	\$0	\$0
Revenue Totals	\$17,704	\$285,831	\$285,831	\$22,815	\$273,088
Expenditures					
Personal Services	\$16,787	\$26,412	\$26,412	\$21,920	\$25,383
Supplies	\$0	\$500	\$500	\$0	\$400
Purchased Services	\$0	\$300	\$300	\$0	\$250
Debt Service	\$0	\$0	\$0	\$0	\$0
Contributions & Other	\$0	\$165,778	\$165,778	\$0	\$165,778
Other	\$0	\$0	\$0	\$0	\$0
Internal Service	\$917	\$895	\$895	\$895	\$1,242
Capital Outlay	\$0	\$0	\$0	\$0	\$0
Transfer Out	\$0	\$0	\$0	\$0	\$0
Expenditures Totals	\$17,704	\$193,885	\$193,885	\$22,815	\$193,053
Revenue Over (Under) Expenditures	\$0	\$91,946	\$91,946	\$0	\$80,035
Unreserved Balances					
Beginning Balance - July 1	\$0	\$0	\$0	\$0	\$0
Net Change	\$0	\$0	\$0	\$0	\$0
Ending Balance - June 30	\$0	\$0	\$0	\$0	\$0
Reserved Balances					
Beginning Balance - July 1	\$8,949	\$8,949	\$8,949	\$8,949	\$8,949
Net Change	\$0	\$91,946	\$91,946	\$0	\$80,035
Ending Balance - June 30	\$8,949	\$100,895	\$100,895	\$8,949	\$88,984
Total Fund Balance	\$8,949	\$100,895	\$100,895	\$8,949	\$88,984

HOME Grant Expenditures

City of Great Falls, Montana

HOME Grant Admin	2018 Actual Amount	2019 Adopted Budget	2019 Amended Budget	2019 Projected Amount as of 6/03/2019	2020 Proposed Budget
Personal Services	\$16,787	\$26,412	\$26,412	\$21,920	\$25,383
Supplies	\$0	\$500	\$500	\$0	\$400
Purchased Services	\$0	\$300	\$300	\$0	\$250
Debt Service	\$0	\$0	\$0	\$0	\$0
Contributions & Other	\$0	\$0	\$0	\$0	\$0
Other	\$0	\$0	\$0	\$0	\$0
Internal Service	\$917	\$895	\$895	\$895	\$1,242
Capital Outlay	\$0	\$0	\$0	\$0	\$0
Transfer Out	\$0	\$0	\$0	\$0	\$0
Total Home Grant Admin	\$17,704	\$28,107	\$28,107	\$22,815	\$27,275

HOME Grant Projects	2018 Actual Amount	2019 Adopted Budget	2019 Amended Budget	2019 Projected Amount as of 6/03/2019	2020 Proposed Budget
Personal Services	\$0	\$0	\$0	\$0	\$0
Supplies	\$0	\$0	\$0	\$0	\$0
Purchased Services	\$0	\$0	\$0	\$0	\$0
Debt Service	\$0	\$0	\$0	\$0	\$0
Contributions & Other	\$0	\$165,778	\$165,778	\$0	\$165,778
Other	\$0	\$0	\$0	\$0	\$0
Internal Service	\$0	\$0	\$0	\$0	\$0
Capital Outlay	\$0	\$0	\$0	\$0	\$0
Transfer Out	\$0	\$0	\$0	\$0	\$0
Total HOME Grant Projects	\$0	\$165,778	\$165,778	\$0	\$165,778

	2018 Actual Amount	2019 Adopted Budget	2019 Amended Budget	2019 Projected Amount as of 6/03/2019	2020 Proposed Budget
Revenue					
Taxes	\$0	\$0	\$0	\$0	\$0
Licenses & Permits	\$0	\$0	\$0	\$0	\$0
Intergovernmental	\$0	\$0	\$0	\$0	\$0
Charges for Services	\$0	\$0	\$0	\$0	\$0
Fines & Forfeitures	\$0	\$0	\$0	\$0	\$0
Internal Service	\$0	\$0	\$0	\$0	\$0
Special Assessments	\$0	\$0	\$0	\$0	\$0
Investment Income	\$44	\$0	\$0	\$0	\$0
Other	\$0	\$0	\$0	\$0	\$0
Transfer In	\$0	\$0	\$0	\$0	\$0
Issuance of Debt	\$0	\$0	\$0	\$0	\$0
Sale of Assets	\$0	\$0	\$0	\$0	\$0
Revenue Totals	\$44	\$0	\$0	\$0	\$0
Expenditures					
Personal Services	\$0	\$0	\$0	\$0	\$0
Supplies	\$0	\$0	\$0	\$0	\$0
Purchased Services	\$0	\$0	\$0	\$0	\$0
Debt Service	\$0	\$0	\$0	\$0	\$0
Contributions & Other	\$0	\$0	\$0	\$0	\$0
Other	\$0	\$0	\$0	\$0	\$0
Internal Service	\$0	\$0	\$0	\$0	\$0
Capital Outlay	\$0	\$0	\$0	\$0	\$0
Transfer Out	\$3,683	\$0	\$0	\$0	\$0
Expenditures Totals	\$3,683	\$0	\$0	\$0	\$0
Revenue Over (Under) Expenditures	(\$3,639)	\$0	\$0	\$0	\$0
Unreserved Balances					
Beginning Balance - July 1	\$0	\$0	\$0	\$0	\$0
Net Change	\$0	\$0	\$0	\$0	\$0
Ending Balance - June 30	\$0	\$0	\$0	\$0	\$0
Reserved Balances					
Beginning Balance - July 1	\$3,639	\$0	\$0	\$0	\$0
Net Change	(\$3,639)	\$0	\$0	\$0	\$0
Ending Balance - June 30	\$0	\$0	\$0	\$0	\$0
Total Fund Balance	\$0	\$0	\$0	\$0	\$0

	2018 Actual Amount	2019 Adopted Budget	2019 Amended Budget	2019 Projected Amount as of 6/03/2019	2020 Proposed Budget
Revenue					
Taxes	\$0	\$0	\$0	\$0	\$0
Licenses & Permits	\$0	\$0	\$0	\$0	\$0
Intergovernmental	\$0	\$0	\$0	\$0	\$0
Charges for Services	\$1,360,841	\$1,519,045	\$1,519,045	\$1,424,386	\$1,514,195
Fines & Forfeitures	\$0	\$0	\$0	\$0	\$0
Internal Service	\$0	\$0	\$0	\$0	\$0
Special Assessments	\$0	\$0	\$0	\$0	\$0
Investment Income	\$0	\$0	\$0	\$0	\$0
Other	\$0	\$0	\$0	\$0	\$0
Transfer In	\$0	\$0	\$0	\$0	\$0
Issuance of Debt	\$0	\$0	\$0	\$0	\$0
Sale of Assets	\$0	\$0	\$0	\$0	\$0
Revenue Totals	\$1,360,841	\$1,519,045	\$1,519,045	\$1,424,386	\$1,514,195
Expenditures					
Personal Services	\$1,332,946	\$1,489,879	\$1,489,879	\$1,395,220	\$1,487,459
Supplies	\$0	\$0	\$0	\$0	\$0
Purchased Services	\$0	\$0	\$0	\$0	\$0
Debt Service	\$0	\$0	\$0	\$0	\$0
Contributions & Other	\$0	\$0	\$0	\$0	\$0
Other	\$0	\$0	\$0	\$0	\$0
Internal Service	\$27,895	\$29,166	\$29,166	\$29,166	\$26,736
Capital Outlay	\$0	\$0	\$0	\$0	\$0
Transfer Out	\$0	\$0	\$0	\$0	\$0
Expenditures Totals	\$1,360,841	\$1,519,045	\$1,519,045	\$1,424,386	\$1,514,195
Revenue Over (Under) Expenditures	\$0	\$0	\$0	\$0	\$0
Unreserved Balances					
Beginning Balance - July 1	\$0	\$0	\$0	\$0	\$0
Net Change	\$0	\$0	\$0	\$0	\$0
Ending Balance - June 30	\$0	\$0	\$0	\$0	\$0
Reserved Balances					
Beginning Balance - July 1	\$0	\$0	\$0	\$0	\$0
Net Change	\$0	\$0	\$0	\$0	\$0
Ending Balance - June 30	\$0	\$0	\$0	\$0	\$0
Total Fund Balance	\$0	\$0	\$0	\$0	\$0

Street Lighting Districts Fund

City of Great Falls, Montana

	2018 Actual Amount	2019 Adopted Budget	2019 Amended Budget	2019 Projected Amount as of 6/03/2019	2020 Proposed Budget
Revenue					
Taxes	\$0	\$0	\$0	\$0	\$0
Licenses & Permits	\$0	\$0	\$0	\$0	\$0
Intergovernmental	\$0	\$0	\$0	\$0	\$0
Charges for Services	\$0	\$0	\$0	\$0	\$0
Fines & Forfeitures	\$0	\$0	\$0	\$0	\$0
Internal Service	\$0	\$0	\$0	\$0	\$0
Special Assessments	\$1,163,975	\$1,164,252	\$1,164,252	\$1,164,252	\$1,170,052
Investment Income	\$17,825	\$0	\$0	\$23,688	\$0
Other	\$736	\$0	\$0	\$5,418	\$0
Transfer In	\$0	\$0	\$0	\$0	\$0
Issuance of Debt	\$0	\$0	\$0	\$0	\$0
Sale of Assets	\$0	\$0	\$0	\$0	\$0
Revenue Totals	\$1,182,536	\$1,164,252	\$1,164,252	\$1,193,358	\$1,170,052
Expenditures					
Personal Services	\$0	\$0	\$0	\$0	\$0
Supplies	\$19,156	\$9,999	\$9,999	\$13,617	\$9,999
Purchased Services	\$1,225,077	\$1,278,585	\$1,278,585	\$1,274,967	\$1,278,337
Debt Service	\$0	\$0	\$0	\$0	\$0
Contributions & Other	\$0	\$0	\$0	\$0	\$0
Other	\$0	\$0	\$0	\$0	\$0
Internal Service	\$113,296	\$122,772	\$122,772	\$122,772	\$138,636
Capital Outlay	\$0	\$0	\$0	\$0	\$0
Transfer Out	\$0	\$0	\$0	\$0	\$0
Expenditures Totals	\$1,357,529	\$1,411,356	\$1,411,356	\$1,411,356	\$1,426,972
Revenue Over (Under) Expenditures	(\$174,993)	(\$247,104)	(\$247,104)	(\$217,998)	(\$256,920)
Unreserved Balances					
Beginning Balance - July 1	\$2,327,601	\$2,152,608	\$2,152,608	\$2,152,608	\$1,934,610
Net Change	(\$174,993)	(\$247,104)	(\$247,104)	(\$217,998)	(\$256,920)
Ending Balance - June 30	\$2,152,608	\$1,905,504	\$1,905,504	\$1,934,610	\$1,677,690
Reserved Balances					
Beginning Balance - July 1	\$0	\$0	\$0	\$0	\$0
Net Change	\$0	\$0	\$0	\$0	\$0
Ending Balance - June 30	\$0	\$0	\$0	\$0	\$0
Total Fund Balance	\$2,152,608	\$1,905,504	\$1,905,504	\$1,934,610	\$1,677,690

Debt Service Funds Combined

City of Great Falls, Montana

	2018 Actual Amount	2019 Adopted Budget	2019 Amended Budget	2019 Projected Amount as of 6/03/2019	2020 Proposed Budget
Revenue					
Taxes	\$606,417	\$606,724	\$733,336	\$727,336	\$771,000
Licenses & Permits	\$0	\$0	\$0	\$0	\$0
Intergovernmental	\$5,453	\$0	\$4,684	\$4,684	\$4,684
Charges for Services	\$0	\$0	\$0	\$0	\$0
Fines & Forfeitures	\$0	\$0	\$0	\$0	\$0
Internal Service	\$0	\$0	\$0	\$0	\$0
Special Assessments	\$67,409	\$60,725	\$60,725	\$60,725	\$60,725
Investment Income	\$17,302	\$0	\$0	\$18,334	\$0
Other	\$0	\$0	\$0	\$0	\$0
Transfer In	\$144,900	\$147,275	\$147,275	\$147,275	\$148,545
Issuance of Debt	\$0	\$0	\$0	\$0	\$0
Sale of Assets	\$0	\$0	\$0	\$0	\$0
Revenue Totals	\$841,481	\$814,724	\$946,020	\$958,354	\$984,954
Expenditures					
Personal Services	\$0	\$0	\$0	\$0	\$0
Supplies	\$0	\$0	\$0	\$0	\$0
Purchased Services	\$1,048	\$0	\$2,000	\$2,343	\$0
Debt Service	\$564,794	\$535,787	\$575,412	\$573,646	\$536,462
Contributions & Other	\$0	\$0	\$0	\$0	\$0
Other	\$0	\$0	\$0	\$0	\$0
Internal Service	\$34,480	\$38,863	\$38,863	\$38,863	\$41,046
Capital Outlay	\$71,508	\$0	\$700,000	\$700,000	\$0
Transfer Out	\$41,159	\$0	\$0	\$0	\$0
Expenditures Totals	\$712,989	\$574,650	\$1,316,275	\$1,314,852	\$577,508
Revenue Over (Under) Expenditures	\$128,492	\$240,074	(\$370,255)	(\$356,498)	\$407,446
Unreserved Balances					
Beginning Balance - July 1	\$0	(\$0)	(\$0)	(\$0)	(\$0)
Net Change	(\$0)	\$0	\$0	\$0	\$0
Ending Balance - June 30	(\$0)	(\$0)	(\$0)	(\$0)	(\$0)
Reserved Balances					
Beginning Balance - July 1	\$1,024,473	\$1,152,965	\$1,152,965	\$1,152,965	\$796,467
Net Change	\$128,492	\$240,074	(\$370,255)	(\$356,498)	\$407,446
Ending Balance - June 30	\$1,152,965	\$1,393,039	\$782,710	\$796,467	\$1,203,913
Total Fund Balance	\$1,152,965	\$1,393,039	\$782,710	\$796,467	\$1,203,913

	2018 Actual Amount	2019 Adopted Budget	2019 Amended Budget	2019 Projected Amount as of 6/03/2019	2020 Proposed Budget
Revenue					
Taxes	\$149,249	\$171,000	\$171,000	\$165,000	\$171,000
Licenses & Permits	\$0	\$0	\$0	\$0	\$0
Intergovernmental	\$297	\$0	\$0	\$0	\$0
Charges for Services	\$0	\$0	\$0	\$0	\$0
Fines & Forfeitures	\$0	\$0	\$0	\$0	\$0
Internal Service	\$0	\$0	\$0	\$0	\$0
Special Assessments	\$0	\$0	\$0	\$0	\$0
Investment Income	\$1,221	\$0	\$0	\$0	\$0
Other	\$0	\$0	\$0	\$0	\$0
Transfer In	\$0	\$0	\$0	\$0	\$0
Issuance of Debt	\$0	\$0	\$0	\$0	\$0
Sale of Assets	\$0	\$0	\$0	\$0	\$0
Revenue Totals	\$150,766	\$171,000	\$171,000	\$165,000	\$171,000
Expenditures					
Personal Services	\$0	\$0	\$0	\$0	\$0
Supplies	\$0	\$0	\$0	\$0	\$0
Purchased Services	\$0	\$0	\$0	\$0	\$0
Debt Service	\$164,049	\$165,900	\$165,900	\$165,900	\$162,999
Contributions & Other	\$0	\$0	\$0	\$0	\$0
Other	\$0	\$0	\$0	\$0	\$0
Internal Service	\$3,585	\$3,851	\$3,851	\$3,851	\$4,044
Capital Outlay	\$0	\$0	\$0	\$0	\$0
Transfer Out	\$0	\$0	\$0	\$0	\$0
Expenditures Totals	\$167,634	\$169,751	\$169,751	\$169,751	\$167,043
Revenue Over (Under) Expenditures	(\$16,867)	\$1,249	\$1,249	(\$4,751)	\$3,957
Unreserved Balances					
Beginning Balance - July 1	\$0	\$0	\$0	\$0	\$0
Net Change	\$0	\$0	\$0	\$0	\$0
Ending Balance - June 30	\$0	\$0	\$0	\$0	\$0
Reserved Balances					
Beginning Balance - July 1	\$61,798	\$44,931	\$44,931	\$44,931	\$40,180
Net Change	(\$16,867)	\$1,249	\$1,249	(\$4,751)	\$3,957
Ending Balance - June 30	\$44,931	\$46,180	\$46,180	\$40,180	\$44,137
Total Fund Balance	\$44,931	\$46,180	\$46,180	\$40,180	\$44,137

Swim Pool Rehab Bond Fund

City of Great Falls, Montana

	2018 Actual Amount	2019 Adopted Budget	2019 Amended Budget	2019 Projected Amount as of 6/03/2019	2020 Proposed Budget
Revenue					
Taxes	\$2,495	\$0	\$0	\$0	\$0
Licenses & Permits	\$0	\$0	\$0	\$0	\$0
Intergovernmental	\$472	\$0	\$0	\$0	\$0
Charges for Services	\$0	\$0	\$0	\$0	\$0
Fines & Forfeitures	\$0	\$0	\$0	\$0	\$0
Internal Service	\$0	\$0	\$0	\$0	\$0
Special Assessments	\$0	\$0	\$0	\$0	\$0
Investment Income	\$201	\$0	\$0	\$0	\$0
Other	\$0	\$0	\$0	\$0	\$0
Transfer In	\$0	\$0	\$0	\$0	\$0
Issuance of Debt	\$0	\$0	\$0	\$0	\$0
Sale of Assets	\$0	\$0	\$0	\$0	\$0
Revenue Totals	\$3,168	\$0	\$0	\$0	\$0
Expenditures					
Personal Services	\$0	\$0	\$0	\$0	\$0
Supplies	\$0	\$0	\$0	\$0	\$0
Purchased Services	\$0	\$0	\$0	\$0	\$0
Debt Service	\$0	\$0	\$0	\$0	\$0
Contributions & Other	\$0	\$0	\$0	\$0	\$0
Other	\$0	\$0	\$0	\$0	\$0
Internal Service	\$0	\$0	\$0	\$0	\$0
Capital Outlay	\$0	\$0	\$0	\$0	\$0
Transfer Out	\$41,159	\$0	\$0	\$0	\$0
Expenditures Totals	\$41,159	\$0	\$0	\$0	\$0
Revenue Over (Under) Expenditures	(\$37,992)	\$0	\$0	\$0	\$0
Unreserved Balances					
Beginning Balance - July 1	\$0	\$0	\$0	\$0	\$0
Net Change	\$0	\$0	\$0	\$0	\$0
Ending Balance - June 30	\$0	\$0	\$0	\$0	\$0
Reserved Balances					
Beginning Balance - July 1	\$37,992	\$0	\$0	\$0	\$0
Net Change	(\$37,992)	\$0	\$0	\$0	\$0
Ending Balance - June 30	\$0	\$0	\$0	\$0	\$0
Total Fund Balance	\$0	\$0	\$0	\$0	\$0

	2018 Actual Amount	2019 Adopted Budget	2019 Amended Budget	2019 Projected Amount as of 6/03/2019	2020 Proposed Budget
Revenue					
Taxes	\$454,674	\$435,724	\$562,336	\$562,336	\$600,000
Licenses & Permits	\$0	\$0	\$0	\$0	\$0
Intergovernmental	\$4,684	\$0	\$4,684	\$4,684	\$4,684
Charges for Services	\$0	\$0	\$0	\$0	\$0
Fines & Forfeitures	\$0	\$0	\$0	\$0	\$0
Internal Service	\$0	\$0	\$0	\$0	\$0
Special Assessments	\$0	\$0	\$0	\$0	\$0
Investment Income	\$11,896	\$0	\$0	\$14,092	\$0
Other	\$0	\$0	\$0	\$0	\$0
Transfer In	\$0	\$0	\$0	\$0	\$0
Issuance of Debt	\$0	\$0	\$0	\$0	\$0
Sale of Assets	\$0	\$0	\$0	\$0	\$0
Revenue Totals	\$471,254	\$435,724	\$567,020	\$581,112	\$604,684
Expenditures					
Personal Services	\$0	\$0	\$0	\$0	\$0
Supplies	\$0	\$0	\$0	\$0	\$0
Purchased Services	\$198	\$0	\$2,000	\$1,493	\$0
Debt Service	\$209,418	\$210,874	\$210,874	\$210,874	\$216,865
Contributions & Other	\$0	\$0	\$0	\$0	\$0
Other	\$0	\$0	\$0	\$0	\$0
Internal Service	\$29,897	\$33,946	\$33,946	\$33,946	\$35,830
Capital Outlay	\$71,508	\$0	\$700,000	\$700,000	\$0
Transfer Out	\$0	\$0	\$0	\$0	\$0
Expenditures Totals	\$311,020	\$244,820	\$946,820	\$946,313	\$252,695
Revenue Over (Under) Expenditures	\$160,234	\$190,904	(\$379,800)	(\$365,201)	\$351,989
Unreserved Balances					
Beginning Balance - July 1	\$0	\$0	\$0	\$0	\$0
Net Change	\$0	\$0	\$0	\$0	\$0
Ending Balance - June 30	\$0	\$0	\$0	\$0	\$0
Reserved Balances					
Beginning Balance - July 1	\$854,737	\$1,014,971	\$1,014,971	\$1,014,971	\$649,770
Net Change	\$160,234	\$190,904	(\$379,800)	(\$365,201)	\$351,989
Ending Balance - June 30	\$1,014,971	\$1,205,875	\$635,171	\$649,770	\$1,001,759
Total Fund Balance	\$1,014,971	\$1,205,875	\$635,171	\$649,770	\$1,001,759

Improvement District Revolving Fund

City of Great Falls, Montana

	2018 Actual Amount	2019 Adopted Budget	2019 Amended Budget	2019 Projected Amount as of 6/03/2019	2020 Proposed Budget
Revenue					
Taxes	\$0	\$0	\$0	\$0	\$0
Licenses & Permits	\$0	\$0	\$0	\$0	\$0
Intergovernmental	\$0	\$0	\$0	\$0	\$0
Charges for Services	\$0	\$0	\$0	\$0	\$0
Fines & Forfeitures	\$0	\$0	\$0	\$0	\$0
Internal Service	\$0	\$0	\$0	\$0	\$0
Special Assessments	\$47,512	\$44,741	\$44,741	\$44,741	\$44,741
Investment Income	\$2,890	\$0	\$0	\$3,557	\$0
Other	\$0	\$0	\$0	\$0	\$0
Transfer In	\$0	\$0	\$0	\$0	\$0
Issuance of Debt	\$0	\$0	\$0	\$0	\$0
Sale of Assets	\$0	\$0	\$0	\$0	\$0
Revenue Totals	\$50,402	\$44,741	\$44,741	\$48,298	\$44,741
Expenditures					
Personal Services	\$0	\$0	\$0	\$0	\$0
Supplies	\$0	\$0	\$0	\$0	\$0
Purchased Services	\$850	\$0	\$0	\$850	\$0
Debt Service	\$29,587	\$4,588	\$29,588	\$28,000	\$3,350
Contributions & Other	\$0	\$0	\$0	\$0	\$0
Other	\$0	\$0	\$0	\$0	\$0
Internal Service	\$998	\$1,066	\$1,066	\$1,066	\$1,172
Capital Outlay	\$0	\$0	\$0	\$0	\$0
Transfer Out	\$0	\$0	\$0	\$0	\$0
Expenditures Totals	\$31,435	\$5,654	\$30,654	\$29,916	\$4,522
Revenue Over (Under) Expenditures	\$18,967	\$39,087	\$14,087	\$18,382	\$40,219
Unreserved Balances					
Beginning Balance - July 1	\$0	\$0	\$0	\$0	\$0
Net Change	\$0	\$0	\$0	\$0	\$0
Ending Balance - June 30	\$0	\$0	\$0	\$0	\$0
Reserved Balances					
Beginning Balance - July 1	\$44,613	\$63,580	\$63,580	\$63,580	\$81,962
Net Change	\$18,967	\$39,087	\$14,087	\$18,382	\$40,219
Ending Balance - June 30	\$63,580	\$102,667	\$77,667	\$81,962	\$122,181
Total Fund Balance	\$63,580	\$102,667	\$77,667	\$81,962	\$122,181

	2018 Actual Amount	2019 Adopted Budget	2019 Amended Budget	2019 Projected Amount as of 6/03/2019	2020 Proposed Budget
Revenue					
Taxes	\$0	\$0	\$0	\$0	\$0
Licenses & Permits	\$0	\$0	\$0	\$0	\$0
Intergovernmental	\$0	\$0	\$0	\$0	\$0
Charges for Services	\$0	\$0	\$0	\$0	\$0
Fines & Forfeitures	\$0	\$0	\$0	\$0	\$0
Internal Service	\$0	\$0	\$0	\$0	\$0
Special Assessments	\$19,897	\$15,984	\$15,984	\$15,984	\$15,984
Investment Income	\$216	\$0	\$0	\$0	\$0
Other	\$0	\$0	\$0	\$0	\$0
Transfer In	\$0	\$0	\$0	\$0	\$0
Issuance of Debt	\$0	\$0	\$0	\$0	\$0
Sale of Assets	\$0	\$0	\$0	\$0	\$0
Revenue Totals	\$20,113	\$15,984	\$15,984	\$15,984	\$15,984
Expenditures					
Personal Services	\$0	\$0	\$0	\$0	\$0
Supplies	\$0	\$0	\$0	\$0	\$0
Purchased Services	\$0	\$0	\$0	\$0	\$0
Debt Service	\$17,191	\$7,150	\$21,775	\$21,597	\$4,353
Contributions & Other	\$0	\$0	\$0	\$0	\$0
Other	\$0	\$0	\$0	\$0	\$0
Internal Service	\$0	\$0	\$0	\$0	\$0
Capital Outlay	\$0	\$0	\$0	\$0	\$0
Transfer Out	\$0	\$0	\$0	\$0	\$0
Expenditures Totals	\$17,191	\$7,150	\$21,775	\$21,597	\$4,353
Revenue Over (Under) Expenditures	\$2,922	\$8,834	(\$5,791)	(\$5,613)	\$11,631
Unreserved Balances					
Beginning Balance - July 1	\$0	\$0	\$0	\$0	\$0
Net Change	\$0	\$0	\$0	\$0	\$0
Ending Balance - June 30	\$0	\$0	\$0	\$0	\$0
Reserved Balances					
Beginning Balance - July 1	\$19,266	\$22,188	\$22,188	\$22,188	\$16,575
Net Change	\$2,922	\$8,834	(\$5,791)	(\$5,613)	\$11,631
Ending Balance - June 30	\$22,188	\$31,022	\$16,397	\$16,575	\$28,206
Total Fund Balance	\$22,188	\$31,022	\$16,397	\$16,575	\$28,206

General Obligation Taxable Bonds

City of Great Falls, Montana

	2018 Actual Amount	2019 Adopted Budget	2019 Amended Budget	2019 Projected Amount as of 6/03/2019	2020 Proposed Budget
Revenue					
Taxes	\$0	\$0	\$0	\$0	\$0
Licenses & Permits	\$0	\$0	\$0	\$0	\$0
Intergovernmental	\$0	\$0	\$0	\$0	\$0
Charges for Services	\$0	\$0	\$0	\$0	\$0
Fines & Forfeitures	\$0	\$0	\$0	\$0	\$0
Internal Service	\$0	\$0	\$0	\$0	\$0
Special Assessments	\$0	\$0	\$0	\$0	\$0
Investment Income	\$878	\$0	\$0	\$685	\$0
Other	\$0	\$0	\$0	\$0	\$0
Transfer In	\$144,900	\$147,275	\$147,275	\$147,275	\$148,545
Issuance of Debt	\$0	\$0	\$0	\$0	\$0
Sale of Assets	\$0	\$0	\$0	\$0	\$0
Revenue Totals	\$145,778	\$147,275	\$147,275	\$147,960	\$148,545
Expenditures					
Personal Services	\$0	\$0	\$0	\$0	\$0
Supplies	\$0	\$0	\$0	\$0	\$0
Purchased Services	\$0	\$0	\$0	\$0	\$0
Debt Service	\$144,550	\$147,275	\$147,275	\$147,275	\$148,895
Contributions & Other	\$0	\$0	\$0	\$0	\$0
Other	\$0	\$0	\$0	\$0	\$0
Internal Service	\$0	\$0	\$0	\$0	\$0
Capital Outlay	\$0	\$0	\$0	\$0	\$0
Transfer Out	\$0	\$0	\$0	\$0	\$0
Expenditures Totals	\$144,550	\$147,275	\$147,275	\$147,275	\$148,895
Revenue Over (Under) Expenditures	\$1,228	\$0	\$0	\$685	(\$350)
Unreserved Balances					
Beginning Balance - July 1	\$0	\$0	\$0	\$0	\$0
Net Change	\$0	\$0	\$0	\$0	\$0
Ending Balance - June 30	\$0	\$0	\$0	\$0	\$0
Reserved Balances					
Beginning Balance - July 1	\$6,067	\$7,295	\$7,295	\$7,295	\$7,980
Net Change	\$1,228	\$0	\$0	\$685	(\$350)
Ending Balance - June 30	\$7,295	\$7,295	\$7,295	\$7,980	\$7,630
Total Fund Balance	\$7,295	\$7,295	\$7,295	\$7,980	\$7,630

Capital Projects Fund Combined

City of Great Falls, Montana

	2018 Actual Amount	2019 Adopted Budget	2019 Amended Budget	2019 Projected Amount as of 6/03/2019	2020 Proposed Budget
Revenue					
Taxes	\$0	\$0	\$0	\$0	\$0
Licenses & Permits	\$0	\$0	\$0	\$0	\$0
Intergovernmental	\$0	\$0	\$0	\$0	\$0
Charges for Services	\$0	\$0	\$0	\$0	\$0
Fines & Forfeitures	\$0	\$0	\$0	\$0	\$0
Internal Service	\$0	\$0	\$0	\$0	\$0
Special Assessments	\$0	\$0	\$0	\$0	\$0
Investment Income	\$13,828	\$0	\$0	\$15,749	\$0
Other	\$33,143	\$0	\$0	\$104,590	\$0
Transfer In	\$786,233	\$0	\$0	\$0	\$0
Issuance of Debt	\$0	\$0	\$0	\$0	\$0
Sale of Assets	\$0	\$0	\$0	\$0	\$0
Revenue Totals	\$833,204	\$0	\$0	\$120,339	\$0
Expenditures					
Personal Services	\$0	\$0	\$0	\$0	\$0
Supplies	\$4,555	\$0	\$0	\$0	\$0
Purchased Services	\$74,154	\$0	\$15,949	\$37,493	\$0
Debt Service	\$0	\$0	\$0	\$0	\$0
Contributions & Other	\$0	\$0	\$0	\$0	\$0
Other	\$0	\$0	\$0	\$0	\$0
Internal Service	\$0	\$0	\$0	\$0	\$0
Capital Outlay	\$85,989	\$0	\$1,153,531	\$496,332	\$0
Transfer Out	\$0	\$0	\$0	\$0	\$0
Expenditures Totals	\$164,698	\$0	\$1,169,480	\$533,825	\$0
Revenue Over (Under) Expenditures	\$668,506	\$0	(\$1,169,480)	(\$413,486)	\$0
Unreserved Balances					
Beginning Balance - July 1	\$0	\$0	\$0	\$0	\$0
Net Change	\$0	\$0	\$0	\$0	\$0
Ending Balance - June 30	\$0	\$0	\$0	\$0	\$0
Reserved Balances					
Beginning Balance - July 1	\$625,799	\$1,294,305	\$1,294,305	\$1,294,305	\$880,819
Net Change	\$668,506	\$0	(\$1,169,480)	(\$413,486)	\$0
Ending Balance - June 30	\$1,294,305	\$1,294,305	\$124,825	\$880,819	\$880,819
Total Fund Balance	\$1,294,305	\$1,294,305	\$124,825	\$880,819	\$880,819

General Capital Projects Fund

City of Great Falls, Montana

	2018 Actual Amount	2019 Adopted Budget	2019 Amended Budget	2019 Projected Amount as of 6/03/2019	2020 Proposed Budget
Revenue					
Taxes	\$0	\$0	\$0	\$0	\$0
Licenses & Permits	\$0	\$0	\$0	\$0	\$0
Intergovernmental	\$0	\$0	\$0	\$0	\$0
Charges for Services	\$0	\$0	\$0	\$0	\$0
Fines & Forfeitures	\$0	\$0	\$0	\$0	\$0
Internal Service	\$0	\$0	\$0	\$0	\$0
Special Assessments	\$0	\$0	\$0	\$0	\$0
Investment Income	\$13,151	\$0	\$0	\$15,112	\$0
Other	\$33,143	\$0	\$0	\$104,590	\$0
Transfer In	\$786,233	\$0	\$0	\$0	\$0
Issuance of Debt	\$0	\$0	\$0	\$0	\$0
Sale of Assets	\$0	\$0	\$0	\$0	\$0
Revenue Totals	\$832,527	\$0	\$0	\$119,702	\$0
Expenditures					
Personal Services	\$0	\$0	\$0	\$0	\$0
Supplies	\$4,555	\$0	\$0	\$0	\$0
Purchased Services	\$69,921	\$0	\$15,949	\$37,186	\$0
Debt Service	\$0	\$0	\$0	\$0	\$0
Contributions & Other	\$0	\$0	\$0	\$0	\$0
Other	\$0	\$0	\$0	\$0	\$0
Internal Service	\$0	\$0	\$0	\$0	\$0
Capital Outlay	\$85,989	\$0	\$1,153,531	\$496,332	\$0
Transfer Out	\$0	\$0	\$0	\$0	\$0
Expenditures Totals	\$160,465	\$0	\$1,169,480	\$533,518	\$0
Revenue Over (Under) Expenditures	\$672,062	\$0	(\$1,169,480)	(\$413,816)	\$0
Unreserved Balances					
Beginning Balance - July 1	\$0	\$0	\$0	\$0	\$0
Net Change	\$0	\$0	\$0	\$0	\$0
Ending Balance - June 30	\$0	\$0	\$0	\$0	\$0
Reserved Balances					
Beginning Balance - July 1	\$569,684	\$1,241,746	\$1,241,746	\$1,241,746	\$827,930
Net Change	\$672,062	\$0	(\$1,169,480)	(\$413,816)	\$0
Ending Balance - June 30	\$1,241,746	\$1,241,746	\$72,266	\$827,930	\$827,930
Total Fund Balance	\$1,241,746	\$1,241,746	\$72,266	\$827,930	\$827,930

General Capital Projects Expenditures

City of Great Falls, Montana

Animal Shelter	2018 Actual Amount	2019 Adopted Budget	2019 Amended Budget	2019 Projected Amount as of 6/03/2019	2020 Proposed Budget
Personal Services	\$0	\$0	\$0	\$0	\$0
Supplies	\$0	\$0	\$0	\$0	\$0
Purchased Services	\$222	\$0	\$0	\$7,849	\$0
Debt Service	\$0	\$0	\$0	\$0	\$0
Contributions & Other	\$0	\$0	\$0	\$0	\$0
Other	\$0	\$0	\$0	\$0	\$0
Internal Service	\$0	\$0	\$0	\$0	\$0
Capital Outlay	\$0	\$0	\$488,600	\$488,600	\$0
Transfer Out	\$0	\$0	\$0	\$0	\$0
Total Animal Shelter	\$222	\$0	\$488,600	\$496,449	\$0

Neighborhood Council	2018 Actual Amount	2019 Adopted Budget	2019 Amended Budget	2019 Projected Amount as of 6/03/2019	2020 Proposed Budget
Personal Services	\$0	\$0	\$0	\$0	\$0
Supplies	\$0	\$0	\$0	\$0	\$0
Purchased Services	\$338	\$0	\$11,969	\$298	\$0
Debt Service	\$0	\$0	\$0	\$0	\$0
Contributions & Other	\$0	\$0	\$0	\$0	\$0
Other	\$0	\$0	\$0	\$0	\$0
Internal Service	\$0	\$0	\$0	\$0	\$0
Capital Outlay	\$0	\$0	\$0	\$0	\$0
Transfer Out	\$0	\$0	\$0	\$0	\$0
Total Neighbor. Council	\$338	\$0	\$11,969	\$298	\$0

Miscellaneous Admin	2018 Actual Amount	2019 Adopted Budget	2019 Amended Budget	2019 Projected Amount as of 6/03/2019	2020 Proposed Budget
Personal Services	\$0	\$0	\$0	\$0	\$0
Supplies	\$0	\$0	\$0	\$0	\$0
Purchased Services	\$0	\$0	\$3,980	\$2,001	\$0
Debt Service	\$0	\$0	\$0	\$0	\$0
Contributions & Other	\$0	\$0	\$0	\$0	\$0
Other	\$0	\$0	\$0	\$0	\$0
Internal Service	\$0	\$0	\$0	\$0	\$0
Capital Outlay	\$48,994	\$0	\$583,314	\$0	\$0
Transfer Out	\$0	\$0	\$0	\$0	\$0
Total Miscellaneous Admin	\$48,994	\$0	\$587,294	\$2,001	\$0

General Capital Projects Expenditures

City of Great Falls, Montana

Police Admin	2018 Actual Amount	2019 Adopted Budget	2019 Amended Budget	2019 Projected Amount as of 6/03/2019	2020 Proposed Budget
Personal Services	\$0	\$0	\$0	\$0	\$0
Supplies	\$4,555	\$0	\$0	\$0	\$0
Purchased Services	\$37,600	\$0	\$0	\$27,038	\$0
Debt Service	\$0	\$0	\$0	\$0	\$0
Contributions & Other	\$0	\$0	\$0	\$0	\$0
Other	\$0	\$0	\$0	\$0	\$0
Internal Service	\$0	\$0	\$0	\$0	\$0
Capital Outlay	\$30,000	\$0	\$38,617	\$0	\$0
Transfer Out	\$0	\$0	\$0	\$0	\$0
Total Police Admin	\$72,155	\$0	\$38,617	\$27,038	\$0

Planning Operations	2018 Actual Amount	2019 Adopted Budget	2019 Amended Budget	2019 Projected Amount as of 6/03/2019	2020 Proposed Budget
Personal Services	\$0	\$0	\$0	\$0	\$0
Supplies	\$0	\$0	\$0	\$0	\$0
Purchased Services	\$31,761	\$0	\$0	\$0	\$0
Debt Service	\$0	\$0	\$0	\$0	\$0
Contributions & Other	\$0	\$0	\$0	\$0	\$0
Other	\$0	\$0	\$0	\$0	\$0
Internal Service	\$0	\$0	\$0	\$0	\$0
Capital Outlay	\$0	\$0	\$0	\$0	\$0
Transfer Out	\$0	\$0	\$0	\$0	\$0
Total Planning Operations	\$31,761	\$0	\$0	\$0	\$0

Park & Rec Admin	2018 Actual Amount	2019 Adopted Budget	2019 Amended Budget	2019 Projected Amount as of 6/03/2019	2020 Proposed Budget
Personal Services	\$0	\$0	\$0	\$0	\$0
Supplies	\$0	\$0	\$0	\$0	\$0
Purchased Services	\$0	\$0	\$0	\$0	\$0
Debt Service	\$0	\$0	\$0	\$0	\$0
Contributions & Other	\$0	\$0	\$0	\$0	\$0
Other	\$0	\$0	\$0	\$0	\$0
Internal Service	\$0	\$0	\$0	\$0	\$0
Capital Outlay	\$6,995	\$0	\$43,000	\$7,732	\$0
Transfer Out	\$0	\$0	\$0	\$0	\$0
Total Park & Rec Admin	\$6,995	\$0	\$43,000	\$7,732	\$0

Improvement District Projects Fund

City of Great Falls, Montana

	2018 Actual Amount	2019 Adopted Budget	2019 Amended Budget	2019 Projected Amount as of 6/03/2019	2020 Proposed Budget
Revenue					
Taxes	\$0	\$0	\$0	\$0	\$0
Licenses & Permits	\$0	\$0	\$0	\$0	\$0
Intergovernmental	\$0	\$0	\$0	\$0	\$0
Charges for Services	\$0	\$0	\$0	\$0	\$0
Fines & Forfeitures	\$0	\$0	\$0	\$0	\$0
Internal Service	\$0	\$0	\$0	\$0	\$0
Special Assessments	\$0	\$0	\$0	\$0	\$0
Investment Income	\$67	\$0	\$0	\$68	\$0
Other	\$0	\$0	\$0	\$0	\$0
Transfer In	\$0	\$0	\$0	\$0	\$0
Issuance of Debt	\$0	\$0	\$0	\$0	\$0
Sale of Assets	\$0	\$0	\$0	\$0	\$0
Revenue Totals	\$67	\$0	\$0	\$68	\$0
Expenditures					
Personal Services	\$0	\$0	\$0	\$0	\$0
Supplies	\$0	\$0	\$0	\$0	\$0
Purchased Services	\$0	\$0	\$0	\$0	\$0
Debt Service	\$0	\$0	\$0	\$0	\$0
Contributions & Other	\$0	\$0	\$0	\$0	\$0
Other	\$0	\$0	\$0	\$0	\$0
Internal Service	\$0	\$0	\$0	\$0	\$0
Capital Outlay	\$0	\$0	\$0	\$0	\$0
Transfer Out	\$0	\$0	\$0	\$0	\$0
Expenditures Totals	\$0	\$0	\$0	\$0	\$0
Revenue Over (Under) Expenditures	\$67	\$0	\$0	\$68	\$0
Unreserved Balances					
Beginning Balance - July 1	\$0	\$0	\$0	\$0	\$0
Net Change	\$0	\$0	\$0	\$0	\$0
Ending Balance - June 30	\$0	\$0	\$0	\$0	\$0
Reserved Balances					
Beginning Balance - July 1	\$5,550	\$5,617	\$5,617	\$5,617	\$5,685
Net Change	\$67	\$0	\$0	\$68	\$0
Ending Balance - June 30	\$5,617	\$5,617	\$5,617	\$5,685	\$5,685
Total Fund Balance	\$5,617	\$5,617	\$5,617	\$5,685	\$5,685

Street Lighting Construction

City of Great Falls, Montana

	2018 Actual Amount	2019 Adopted Budget	2019 Amended Budget	2019 Projected Amount as of 6/03/2019	2020 Proposed Budget
Revenue					
Taxes	\$0	\$0	\$0	\$0	\$0
Licenses & Permits	\$0	\$0	\$0	\$0	\$0
Intergovernmental	\$0	\$0	\$0	\$0	\$0
Charges for Services	\$0	\$0	\$0	\$0	\$0
Fines & Forfeitures	\$0	\$0	\$0	\$0	\$0
Internal Service	\$0	\$0	\$0	\$0	\$0
Special Assessments	\$0	\$0	\$0	\$0	\$0
Investment Income	\$0	\$0	\$0	\$0	\$0
Other	\$0	\$0	\$0	\$0	\$0
Transfer In	\$0	\$0	\$0	\$0	\$0
Issuance of Debt	\$0	\$0	\$0	\$0	\$0
Sale of Assets	\$0	\$0	\$0	\$0	\$0
Revenue Totals	\$0	\$0	\$0	\$0	\$0
Expenditures					
Personal Services	\$0	\$0	\$0	\$0	\$0
Supplies	\$0	\$0	\$0	\$0	\$0
Purchased Services	\$0	\$0	\$0	\$0	\$0
Debt Service	\$0	\$0	\$0	\$0	\$0
Contributions & Other	\$0	\$0	\$0	\$0	\$0
Other	\$0	\$0	\$0	\$0	\$0
Internal Service	\$0	\$0	\$0	\$0	\$0
Capital Outlay	\$0	\$0	\$0	\$0	\$0
Transfer Out	\$0	\$0	\$0	\$0	\$0
Expenditures Totals	\$0	\$0	\$0	\$0	\$0
Revenue Over (Under) Expenditures	\$0	\$0	\$0	\$0	\$0
Unreserved Balances					
Beginning Balance - July 1	\$0	\$0	\$0	\$0	\$0
Net Change	\$0	\$0	\$0	\$0	\$0
Ending Balance - June 30	\$0	\$0	\$0	\$0	\$0
Reserved Balances					
Beginning Balance - July 1	\$0	\$0	\$0	\$0	\$0
Net Change	\$0	\$0	\$0	\$0	\$0
Ending Balance - June 30	\$0	\$0	\$0	\$0	\$0
Total Fund Balance	\$0	\$0	\$0	\$0	\$0

	2018 Actual Amount	2019 Adopted Budget	2019 Amended Budget	2019 Projected Amount as of 6/03/2019	2020 Proposed Budget
Revenue					
Taxes	\$0	\$0	\$0	\$0	\$0
Licenses & Permits	\$0	\$0	\$0	\$0	\$0
Intergovernmental	\$0	\$0	\$0	\$0	\$0
Charges for Services	\$0	\$0	\$0	\$0	\$0
Fines & Forfeitures	\$0	\$0	\$0	\$0	\$0
Internal Service	\$0	\$0	\$0	\$0	\$0
Special Assessments	\$0	\$0	\$0	\$0	\$0
Investment Income	\$610	\$0	\$0	\$569	\$0
Other	\$0	\$0	\$0	\$0	\$0
Transfer In	\$0	\$0	\$0	\$0	\$0
Issuance of Debt	\$0	\$0	\$0	\$0	\$0
Sale of Assets	\$0	\$0	\$0	\$0	\$0
Revenue Totals	\$610	\$0	\$0	\$569	\$0
Expenditures					
Personal Services	\$0	\$0	\$0	\$0	\$0
Supplies	\$0	\$0	\$0	\$0	\$0
Purchased Services	\$4,233	\$0	\$0	\$307	\$0
Debt Service	\$0	\$0	\$0	\$0	\$0
Contributions & Other	\$0	\$0	\$0	\$0	\$0
Other	\$0	\$0	\$0	\$0	\$0
Internal Service	\$0	\$0	\$0	\$0	\$0
Capital Outlay	\$0	\$0	\$0	\$0	\$0
Transfer Out	\$0	\$0	\$0	\$0	\$0
Expenditures Totals	\$4,233	\$0	\$0	\$307	\$0
Revenue Over (Under) Expenditures	(\$3,623)	\$0	\$0	\$262	\$0
Unreserved Balances					
Beginning Balance - July 1	\$0	\$0	\$0	\$0	\$0
Net Change	\$0	\$0	\$0	\$0	\$0
Ending Balance - June 30	\$0	\$0	\$0	\$0	\$0
Reserved Balances					
Beginning Balance - July 1	\$50,565	\$46,942	\$46,942	\$46,942	\$47,204
Net Change	(\$3,623)	\$0	\$0	\$262	\$0
Ending Balance - June 30	\$46,942	\$46,942	\$46,942	\$47,204	\$47,204
Total Fund Balance	\$46,942	\$46,942	\$46,942	\$47,204	\$47,204

	2018 Actual Amount	2019 Adopted Budget	2019 Amended Budget	2019 Projected Amount as of 6/03/2019	2020 Proposed Budget
Revenue					
Taxes	\$0	\$0	\$0	\$0	\$0
Licenses & Permits	\$37,308	\$43,588	\$43,588	\$43,588	\$43,588
Intergovernmental	\$0	\$0	\$0	\$0	\$0
Charges for Services	\$35,943,416	\$34,713,208	\$34,713,208	\$34,771,194	\$36,105,117
Fines & Forfeitures	\$128,720	\$72,000	\$72,000	\$47,000	\$80,000
Internal Service	\$1,189,551	\$1,366,104	\$1,366,104	\$1,366,104	\$1,565,690
Special Assessments	\$7,200	\$0	\$0	\$0	\$0
Investment Income	\$115,981	\$4,050	\$4,050	\$446,335	\$3,050
Other	\$301,081	\$75,805	\$75,805	\$108,759	\$81,805
Transfer In	\$902,483	\$929,654	\$929,654	\$929,654	\$929,654
Issuance of Debt	\$17,603,760	\$0	\$5,329,427	\$5,329,427	\$0
Sale of Assets	\$14,895	\$0	\$0	\$97,718	\$0
Revenue Totals	\$56,244,395	\$37,204,409	\$42,533,836	\$43,139,779	\$38,808,904
Expenditures					
Personal Services	\$8,456,324	\$9,277,954	\$9,277,954	\$8,627,207	\$8,745,831
Supplies	\$2,142,000	\$2,057,775	\$2,162,775	\$2,016,401	\$2,092,351
Purchased Services	\$6,909,699	\$7,283,657	\$7,456,625	\$7,331,241	\$8,343,525
Debt Service	\$6,381,335	\$6,523,059	\$6,523,059	\$6,456,807	\$6,442,877
Contributions & Other	\$28,529	\$30,000	\$30,000	\$30,000	\$32,800
Other	\$257	\$0	\$0	(\$213)	\$0
Internal Service	\$4,308,809	\$4,505,781	\$4,505,781	\$4,503,075	\$4,680,211
Capital Outlay	\$21,840,490	\$13,618,289	\$25,041,803	\$15,719,978	\$20,248,713
Transfer Out	\$0	\$0	\$0	\$0	\$0
Expenditures Totals	\$50,067,443	\$43,296,515	\$54,997,997	\$44,684,496	\$50,586,308
Revenue Over (Under) Expenditures	\$6,176,951	(\$6,092,106)	(\$12,464,161)	(\$1,544,717)	(\$11,777,404)
Unreserved Balances					
Beginning Balance - July 1	\$18,684,238	\$23,055,341	\$23,055,341	\$23,055,341	\$21,260,596
Net Change	\$4,371,103	(\$6,116,287)	(\$12,488,343)	(\$1,794,745)	(\$11,903,880)
Ending Balance - June 30	\$23,055,341	\$16,939,054	\$10,566,998	\$21,260,596	\$9,356,716
Reserved Balances					
Beginning Balance - July 1	\$9,320,470	\$11,126,318	\$11,126,318	\$11,126,318	\$11,376,346
Net Change	\$1,805,848	\$24,181	\$24,182	\$250,028	\$126,476
Ending Balance - June 30	\$11,126,318	\$11,150,499	\$11,150,500	\$11,376,346	\$11,502,822
Total Fund Balance	\$34,181,659	\$28,089,553	\$21,717,498	\$32,636,942	\$20,859,538

	2018 Actual Amount	2019 Adopted Budget	2019 Amended Budget	2019 Projected Amount as of 6/03/2019	2020 Proposed Budget
Revenue					
Taxes	\$0	\$0	\$0	\$0	\$0
Licenses & Permits	\$0	\$0	\$0	\$0	\$0
Intergovernmental	\$0	\$0	\$0	\$0	\$0
Charges for Services	\$1,205,866	\$1,466,415	\$1,466,415	\$980,708	\$1,430,117
Fines & Forfeitures	\$0	\$0	\$0	\$0	\$0
Internal Service	\$0	\$0	\$0	\$0	\$0
Special Assessments	\$0	\$0	\$0	\$0	\$0
Investment Income	(\$191,019)	\$1,000	\$1,000	\$0	\$0
Other	(\$9,890)	\$0	\$0	\$0	\$0
Transfer In	\$0	\$0	\$0	\$0	\$0
Issuance of Debt	\$0	\$0	\$0	\$0	\$0
Sale of Assets	\$0	\$0	\$0	\$0	\$0
Revenue Totals	\$1,004,957	\$1,467,415	\$1,467,415	\$980,708	\$1,430,117
Expenditures					
Personal Services	\$699,842	\$796,960	\$796,960	\$542,536	\$0
Supplies	\$252,579	\$178,250	\$178,250	\$140,026	\$131,084
Purchased Services	\$128,147	\$152,720	\$152,720	\$440,807	\$1,189,699
Debt Service	\$0	\$66,252	\$66,252	\$0	\$0
Contributions & Other	\$0	\$0	\$0	\$0	\$0
Other	(\$334)	\$0	\$0	(\$213)	\$0
Internal Service	\$170,795	\$196,548	\$196,548	\$194,815	\$0
Capital Outlay	\$0	\$75,000	\$75,000	\$80,000	\$0
Transfer Out	\$0	\$0	\$0	\$0	\$0
Expenditures Totals	\$1,251,029	\$1,465,730	\$1,465,730	\$1,397,971	\$1,320,783
Revenue Over (Under) Expenditures	(\$246,072)	\$1,685	\$1,685	(\$417,263)	\$109,334
Unreserved Balances					
Beginning Balance - July 1	(\$948,090)	(\$1,194,162)	(\$1,194,162)	(\$1,194,162)	(\$1,611,425)
Net Change	(\$246,072)	\$1,685	\$1,685	(\$417,263)	\$109,334
Ending Balance - June 30	(\$1,194,162)	(\$1,192,477)	(\$1,192,477)	(\$1,611,425)	(\$1,502,091)
Reserved Balances					
Beginning Balance - July 1	\$0	\$0	\$0	\$0	\$0
Net Change	\$0	\$0	\$0	\$0	\$0
Ending Balance - June 30	\$0	\$0	\$0	\$0	\$0
Total Fund Balance	(\$1,194,162)	(\$1,192,477)	(\$1,192,477)	(\$1,611,425)	(\$1,502,091)

Golf Courses Expenditures

City of Great Falls, Montana

Golf Courses Central Garage	2018 Actual Amount	2019 Adopted Budget	2019 Amended Budget	2019 Projected Amount as of 6/03/2019	2020 Proposed Budget
Personal Services	\$0	\$0	\$0	\$0	\$0
Supplies	\$74,743	\$0	\$0	\$0	\$0
Purchased Services	\$0	\$0	\$0	\$0	\$0
Debt Service	\$0	\$0	\$0	\$0	\$0
Contributions & Other	\$0	\$0	\$0	\$0	\$0
Other	\$0	\$0	\$0	\$0	\$0
Internal Service	\$0	\$0	\$0	\$0	\$0
Capital Outlay	\$0	\$75,000	\$75,000	\$0	\$0
Transfer Out	\$0	\$0	\$0	\$0	\$0
Total Central Garage	\$74,743	\$75,000	\$75,000	\$0	\$0

Anaconda Pro Shop	2018 Actual Amount	2019 Adopted Budget	2019 Amended Budget	2019 Projected Amount as of 6/03/2019	2020 Proposed Budget
Personal Services	\$102,957	\$128,256	\$128,256	\$104,743	\$0
Supplies	\$29,770	\$26,400	\$26,400	\$20,739	\$36,657
Purchased Services	\$24,819	\$33,835	\$33,835	\$84,876	\$235,637
Debt Service	\$0	\$0	\$0	\$0	\$0
Contributions & Other	\$0	\$0	\$0	\$0	\$0
Other	(\$211)	\$0	\$0	\$0	\$0
Internal Service	\$39,777	\$43,214	\$43,214	\$42,785	\$0
Capital Outlay	\$0	\$0	\$0	\$0	\$0
Transfer Out	\$0	\$0	\$0	\$0	\$0
Total Anaconda Pro Shop	\$197,112	\$231,705	\$231,705	\$253,143	\$272,294

Anaconda Maintenance	2018 Actual Amount	2019 Adopted Budget	2019 Amended Budget	2019 Projected Amount as of 6/03/2019	2020 Proposed Budget
Personal Services	\$234,130	\$247,976	\$247,976	\$160,118	\$0
Supplies	\$50,903	\$56,750	\$56,750	\$22,889	\$0
Purchased Services	\$39,129	\$39,975	\$39,975	\$95,905	\$308,065
Debt Service	\$0	\$0	\$0	\$0	\$0
Contributions & Other	\$0	\$0	\$0	\$0	\$0
Other	\$0	\$0	\$0	\$0	\$0
Internal Service	\$47,233	\$52,715	\$52,715	\$51,377	\$0
Capital Outlay	\$0	\$0	\$0	\$0	\$0
Transfer Out	\$0	\$0	\$0	\$0	\$0
Total Anaconda Maint.	\$371,395	\$397,416	\$397,416	\$330,289	\$308,065

Golf Courses Expenditures

City of Great Falls, Montana

Eagle Falls Pro Shop	2018 Actual Amount	2019 Adopted Budget	2019 Amended Budget	2019 Projected Amount as of 6/03/2019	2020 Proposed Budget
Personal Services	\$102,977	\$141,491	\$141,491	\$109,940	\$0
Supplies	\$48,206	\$32,400	\$32,400	\$69,503	\$94,427
Purchased Services	\$29,178	\$34,315	\$34,315	\$122,749	\$296,227
Debt Service	\$0	\$0	\$0	\$0	\$0
Contributions & Other	\$0	\$0	\$0	\$0	\$0
Other	(\$123)	\$0	\$0	(\$213)	\$0
Internal Service	\$41,205	\$45,005	\$45,005	\$45,039	\$0
Capital Outlay	\$0	\$0	\$0	\$80,000	\$0
Transfer Out	\$0	\$0	\$0	\$0	\$0
Total Eagle Falls Pro Shop	\$221,443	\$253,211	\$253,211	\$427,018	\$390,654

Eagle Falls Maintenance	2018 Actual Amount	2019 Adopted Budget	2019 Amended Budget	2019 Projected Amount as of 6/03/2019	2020 Proposed Budget
Personal Services	\$259,778	\$279,237	\$279,237	\$167,735	\$0
Supplies	\$48,957	\$62,700	\$62,700	\$26,895	\$0
Purchased Services	\$35,021	\$44,595	\$44,595	\$137,277	\$349,770
Debt Service	\$0	\$0	\$0	\$0	\$0
Contributions & Other	\$0	\$0	\$0	\$0	\$0
Other	\$0	\$0	\$0	\$0	\$0
Internal Service	\$41,718	\$54,692	\$54,692	\$54,692	\$0
Capital Outlay	\$0	\$0	\$0	\$0	\$0
Transfer Out	\$0	\$0	\$0	\$0	\$0
Total Eagle Falls Maint.	\$385,474	\$441,224	\$441,224	\$386,599	\$349,770

Golf Courses Debt Service	2018 Actual Amount	2019 Adopted Budget	2019 Amended Budget	2019 Projected Amount as of 6/03/2019	2020 Proposed Budget
Personal Services	\$0	\$0	\$0	\$0	\$0
Supplies	\$0	\$0	\$0	\$0	\$0
Purchased Services	\$0	\$0	\$0	\$0	\$0
Debt Service	\$0	\$66,252	\$66,252	\$0	\$0
Contributions & Other	\$0	\$0	\$0	\$0	\$0
Other	\$0	\$0	\$0	\$0	\$0
Internal Service	\$862	\$922	\$922	\$922	\$0
Capital Outlay	\$0	\$0	\$0	\$0	\$0
Transfer Out	\$0	\$0	\$0	\$0	\$0
Total Debt Service	\$862	\$67,174	\$67,174	\$922	\$0

	2018 Actual Amount	2019 Adopted Budget	2019 Amended Budget	2019 Projected Amount as of 6/03/2019	2020 Proposed Budget
Revenue					
Taxes	\$0	\$0	\$0	\$0	\$0
Licenses & Permits	\$0	\$0	\$0	\$0	\$0
Intergovernmental	\$0	\$0	\$0	\$0	\$0
Charges for Services	\$13,909,640	\$12,905,618	\$12,905,618	\$13,157,137	\$13,694,536
Fines & Forfeitures	\$0	\$0	\$0	\$0	\$0
Internal Service	\$15,871	\$5,500	\$5,500	\$5,500	\$2,000
Special Assessments	\$6,175	\$0	\$0	\$0	\$0
Investment Income	\$125,221	\$0	\$0	\$202,874	\$0
Other	\$53,324	\$51,150	\$51,150	\$51,150	\$51,150
Transfer In	\$0	\$0	\$0	\$0	\$0
Issuance of Debt	\$15,999,444	\$0	\$3,273,695	\$3,273,695	\$0
Sale of Assets	\$7,070	\$0	\$0	\$0	\$0
Revenue Totals	\$30,116,744	\$12,962,268	\$16,235,963	\$16,690,356	\$13,747,686
Expenditures					
Personal Services	\$2,589,079	\$2,753,848	\$2,753,848	\$2,702,485	\$2,965,337
Supplies	\$1,261,800	\$1,184,743	\$1,289,743	\$1,224,243	\$1,278,344
Purchased Services	\$903,741	\$912,897	\$1,075,897	\$770,000	\$959,305
Debt Service	\$2,061,009	\$2,454,853	\$2,454,853	\$2,454,853	\$2,483,898
Contributions & Other	\$0	\$0	\$0	\$0	\$0
Other	\$0	\$0	\$0	\$0	\$0
Internal Service	\$1,342,248	\$1,445,885	\$1,445,885	\$1,444,912	\$1,673,103
Capital Outlay	\$18,674,039	\$9,258,165	\$15,454,630	\$9,479,268	\$13,753,061
Transfer Out	\$0	\$0	\$0	\$0	\$0
Expenditures Totals	\$26,831,916	\$18,010,391	\$24,474,856	\$18,075,761	\$23,113,048
Revenue Over (Under) Expenditures	\$3,284,828	(\$5,048,123)	(\$8,238,893)	(\$1,385,405)	(\$9,365,362)
Unreserved Balances - Available for Capital Projects					
Beginning Balance - July 1	\$9,533,704	\$11,604,011	\$11,604,011	\$11,604,011	\$10,218,606
Net Change	\$2,070,307	(\$5,048,123)	(\$8,238,893)	(\$1,385,405)	(\$9,365,362)
Ending Balance - June 30	\$11,604,011	\$6,555,888	\$3,365,118	\$10,218,606	\$853,244
Reserved Balances					
Beginning Balance - July 1	\$2,662,212	\$3,876,733	\$3,876,733	\$3,876,733	\$3,876,733
Net Change	\$1,214,521	\$0	\$0	\$0	\$0
Ending Balance - June 30	\$3,876,733	\$3,876,733	\$3,876,733	\$3,876,733	\$3,876,733
Total Fund Balance	\$15,480,744	\$10,432,621	\$7,241,851	\$14,095,339	\$4,729,977

Water Expenditures

City of Great Falls, Montana

Central Garage	2018 Actual Amount	2019 Adopted Budget	2019 Amended Budget	2019 Projected Amount as of 6/03/2019	2020 Proposed Budget
Personal Services	\$0	\$0	\$0	\$0	\$0
Supplies	\$3,750	\$0	\$0	\$0	\$0
Purchased Services	\$0	\$0	\$0	\$0	\$0
Debt Service	\$0	\$0	\$0	\$0	\$0
Contributions & Other	\$0	\$0	\$0	\$0	\$0
Other	\$0	\$0	\$0	\$0	\$0
Internal Service	\$0	\$0	\$0	\$0	\$0
Capital Outlay	\$79,893	\$183,640	\$183,640	\$105,577	\$66,340
Transfer Out	\$0	\$0	\$0	\$0	\$0
Total Central Garage	\$83,643	\$183,640	\$183,640	\$105,577	\$66,340

Water Lab & Testing	2018 Actual Amount	2019 Adopted Budget	2019 Amended Budget	2019 Projected Amount as of 6/03/2019	2020 Proposed Budget
Personal Services	\$90,606	\$95,351	\$95,351	\$97,302	\$134,153
Supplies	\$25,697	\$23,995	\$23,995	\$20,000	\$26,495
Purchased Services	\$45,371	\$51,122	\$51,122	\$55,000	\$62,540
Debt Service	\$0	\$0	\$0	\$0	\$0
Contributions & Other	\$0	\$0	\$0	\$0	\$0
Other	\$0	\$0	\$0	\$0	\$0
Internal Service	\$11,679	\$9,048	\$9,048	\$9,048	\$9,786
Capital Outlay	\$0	\$0	\$0	\$0	\$0
Transfer Out	\$0	\$0	\$0	\$0	\$0
Total Water Lab & Testing	\$173,353	\$179,516	\$179,516	\$181,350	\$232,974

Water Purification	2018 Actual Amount	2019 Adopted Budget	2019 Amended Budget	2019 Projected Amount as of 6/03/2019	2020 Proposed Budget
Personal Services	\$1,106,404	\$1,168,597	\$1,168,597	\$1,129,920	\$1,277,593
Supplies	\$860,220	\$751,498	\$856,498	\$830,917	\$852,599
Purchased Services	\$646,026	\$765,775	\$928,775	\$665,000	\$801,265
Debt Service	\$0	\$0	\$0	\$0	\$0
Contributions & Other	\$0	\$0	\$0	\$0	\$0
Other	\$0	\$0	\$0	\$0	\$0
Internal Service	\$544,363	\$602,341	\$602,341	\$601,368	\$787,883
Capital Outlay	\$1,690,207	\$1,468,021	\$2,890,905	\$2,410,040	\$4,577,831
Transfer Out	\$0	\$0	\$0	\$0	\$0
Total Water Purificaiton	\$4,847,220	\$4,756,232	\$6,447,116	\$5,637,245	\$8,297,171

Water Expenditures

City of Great Falls, Montana

Water Distribution	2018 Actual Amount	2019 Adopted Budget	2019 Amended Budget	2019 Projected Amount as of 6/03/2019	2020 Proposed Budget
Personal Services	\$1,392,069	\$1,489,900	\$1,489,900	\$1,475,263	\$1,553,591
Supplies	\$372,133	\$409,250	\$409,250	\$373,326	\$399,250
Purchased Services	\$212,344	\$96,000	\$96,000	\$50,000	\$95,500
Debt Service	\$2,061,009	\$2,454,853	\$2,454,853	\$2,454,853	\$2,483,898
Contributions & Other	\$0	\$0	\$0	\$0	\$0
Other	\$0	\$0	\$0	\$0	\$0
Internal Service	\$786,206	\$834,496	\$834,496	\$834,496	\$875,434
Capital Outlay	\$1,355,020	\$7,606,504	\$7,606,504	\$3,290,102	\$9,108,890
Transfer Out	\$0	\$0	\$0	\$0	\$0
Total Water Distribution	\$6,178,781	\$12,891,003	\$12,891,003	\$8,478,040	\$14,516,563

Utility Bond Construction	2018 Actual Amount	2019 Adopted Budget	2019 Amended Budget	2019 Projected Amount as of 6/03/2019	2020 Proposed Budget
Personal Services	\$0	\$0	\$0	\$0	\$0
Supplies	\$0	\$0	\$0	\$0	\$0
Purchased Services	\$0	\$0	\$0	\$0	\$0
Debt Service	\$0	\$0	\$0	\$0	\$0
Contributions & Other	\$0	\$0	\$0	\$0	\$0
Other	\$0	\$0	\$0	\$0	\$0
Internal Service	\$0	\$0	\$0	\$0	\$0
Capital Outlay	\$15,548,919	\$0	\$4,773,581	\$3,673,549	\$0
Transfer Out	\$0	\$0	\$0	\$0	\$0
Loss of Reserves	\$0	\$0	\$0	\$0	\$0
Total Utility Bond Const.	\$15,548,919	\$0	\$4,773,581	\$3,673,549	\$0

	2018 Actual Amount	2019 Adopted Budget	2019 Amended Budget	2019 Projected Amount as of 6/03/2019	2020 Proposed Budget
Revenue					
Taxes	\$0	\$0	\$0	\$0	\$0
Licenses & Permits	\$36,308	\$42,488	\$42,488	\$42,488	\$42,488
Intergovernmental	\$0	\$0	\$0	\$0	\$0
Charges for Services	\$11,187,965	\$10,875,104	\$10,875,104	\$11,219,942	\$11,040,851
Fines & Forfeitures	\$77,650	\$0	\$0	\$0	\$0
Internal Service	\$124,398	\$133,675	\$133,675	\$133,675	\$286,105
Special Assessments	\$382	\$0	\$0	\$0	\$0
Investment Income	\$114,990	\$0	\$0	\$163,413	\$0
Other	\$214,547	\$0	\$0	\$16,561	\$0
Transfer In	\$0	\$0	\$0	\$0	\$0
Issuance of Debt	\$15,511	\$0	\$0	\$0	\$0
Sale of Assets	\$7,825	\$0	\$0	\$97,718	\$0
Revenue Totals	\$11,779,576	\$11,051,267	\$11,051,267	\$11,673,797	\$11,369,444
Expenditures					
Personal Services	\$949,028	\$1,004,303	\$1,004,303	\$1,004,303	\$1,067,340
Supplies	\$82,493	\$85,504	\$85,504	\$85,504	\$86,953
Purchased Services	\$3,808,199	\$3,959,920	\$3,964,920	\$3,959,920	\$4,029,128
Debt Service	\$2,535,686	\$2,515,078	\$2,515,078	\$2,515,078	\$2,507,968
Contributions & Other	\$0	\$0	\$0	\$0	\$0
Other	\$0	\$0	\$0	\$0	\$0
Internal Service	\$1,031,948	\$1,097,436	\$1,097,436	\$1,097,436	\$1,162,228
Capital Outlay	\$934,516	\$2,402,830	\$5,337,778	\$2,486,596	\$4,249,666
Transfer Out	\$0	\$0	\$0	\$0	\$0
Expenditures Totals	\$9,341,870	\$11,065,071	\$14,005,019	\$11,148,837	\$13,103,283
Revenue Over (Under) Expenditures	\$2,437,706	(\$13,804)	(\$2,953,752)	\$524,960	(\$1,733,839)
Unreserved Balances - Available for Capital Projects					
Beginning Balance - July 1	\$5,925,615	\$8,027,575	\$8,027,575	\$8,027,575	\$8,552,535
Net Change	\$2,101,960	(\$13,804)	(\$2,953,752)	\$524,960	(\$1,733,839)
Ending Balance - June 30	\$8,027,575	\$8,013,771	\$5,073,823	\$8,552,535	\$6,818,696
Reserved Balances					
Beginning Balance - July 1	\$4,914,171	\$5,249,917	\$5,249,917	\$5,249,917	\$5,249,917
Net Change	\$335,746	\$0	\$0	\$0	\$0
Ending Balance - June 30	\$5,249,917	\$5,249,917	\$5,249,917	\$5,249,917	\$5,249,917
Total Fund Balance	\$13,277,492	\$13,263,688	\$10,323,740	\$13,802,452	\$12,068,613

Sewer Expenditures

City of Great Falls, Montana

Central Garage	2018 Actual Amount	2019 Adopted Budget	2019 Amended Budget	2019 Projected Amount as of 6/03/2019	2020 Proposed Budget
Personal Services	\$0	\$0	\$0	\$0	\$0
Supplies	\$0	\$0	\$0	\$0	\$0
Purchased Services	\$0	\$0	\$0	\$0	\$0
Debt Service	\$0	\$0	\$0	\$0	\$0
Contributions & Other	\$0	\$0	\$0	\$0	\$0
Other	\$0	\$0	\$0	\$0	\$0
Internal Service	\$0	\$0	\$0	\$0	\$0
Capital Outlay	\$90,778	\$71,410	\$164,709	\$190,754	\$77,465
Transfer Out	\$0	\$0	\$0	\$0	\$0
Total Central Garage	\$90,778	\$71,410	\$164,709	\$190,754	\$77,465

Sewer Treatment	2018 Actual Amount	2019 Adopted Budget	2019 Amended Budget	2019 Projected Amount as of 6/03/2019	2020 Proposed Budget
Personal Services	\$26,406	\$28,584	\$28,584	\$28,584	\$29,444
Supplies	\$0	\$0	\$0	\$0	\$0
Purchased Services	\$3,683,022	\$3,786,421	\$3,791,421	\$3,786,421	\$3,854,441
Debt Service	\$2,535,686	\$2,515,078	\$2,515,078	\$2,515,078	\$2,507,968
Contributions & Other	\$0	\$0	\$0	\$0	\$0
Other	\$0	\$0	\$0	\$0	\$0
Internal Service	\$274,596	\$279,316	\$279,316	\$279,316	\$299,972
Capital Outlay	\$333,556	\$1,026,520	\$1,517,367	\$990,942	\$2,703,132
Transfer Out	\$0	\$0	\$0	\$0	\$0
Total Sewer Treatment	\$6,853,266	\$7,635,919	\$8,131,766	\$7,600,341	\$9,394,957

Sewer Collections	2018 Actual Amount	2019 Adopted Budget	2019 Amended Budget	2019 Projected Amount as of 6/03/2019	2020 Proposed Budget
Personal Services	\$723,849	\$766,200	\$766,200	\$766,200	\$817,433
Supplies	\$71,999	\$74,000	\$74,000	\$74,000	\$74,000
Purchased Services	\$95,568	\$42,960	\$42,960	\$42,960	\$42,460
Debt Service	\$0	\$0	\$0	\$0	\$0
Contributions & Other	\$0	\$0	\$0	\$0	\$0
Other	\$0	\$0	\$0	\$0	\$0
Internal Service	\$702,450	\$788,663	\$788,663	\$788,663	\$832,239
Capital Outlay	\$510,182	\$1,304,900	\$3,655,702	\$1,304,900	\$1,469,069
Transfer Out	\$0	\$0	\$0	\$0	\$0
Total Sewer Collections	\$2,104,048	\$2,976,723	\$5,327,525	\$2,976,723	\$3,235,201

Sewer Expenditures

City of Great Falls, Montana

Sewer Environmental	2018 Actual Amount	2019 Adopted Budget	2019 Amended Budget	2019 Projected Amount as of 6/03/2019	2020 Proposed Budget
Personal Services	\$198,773	\$209,519	\$209,519	\$209,519	\$220,463
Supplies	\$10,494	\$11,504	\$11,504	\$11,504	\$12,953
Purchased Services	\$29,609	\$130,539	\$130,539	\$130,539	\$132,227
Debt Service	\$0	\$0	\$0	\$0	\$0
Contributions & Other	\$0	\$0	\$0	\$0	\$0
Other	\$0	\$0	\$0	\$0	\$0
Internal Service	\$54,902	\$29,457	\$29,457	\$29,457	\$30,017
Capital Outlay	\$0	\$0	\$0	\$0	\$0
Transfer Out	\$0	\$0	\$0	\$0	\$0
Total Sewer Environmental	\$293,778	\$381,019	\$381,019	\$381,019	\$395,660

	2018 Actual Amount	2019 Adopted Budget	2019 Amended Budget	2019 Projected Amount as of 6/03/2019	2020 Proposed Budget
Revenue					
Taxes	\$0	\$0	\$0	\$0	\$0
Licenses & Permits	\$0	\$0	\$0	\$0	\$0
Intergovernmental	\$0	\$0	\$0	\$0	\$0
Charges for Services	\$2,632,418	\$2,700,527	\$2,700,527	\$2,837,942	\$2,950,800
Fines & Forfeitures	\$0	\$0	\$0	\$0	\$0
Internal Service	\$0	\$0	\$0	\$0	\$0
Special Assessments	\$198	\$0	\$0	\$0	\$0
Investment Income	\$31,085	\$0	\$0	\$52,856	\$0
Other	\$5,973	\$0	\$0	\$672	\$0
Transfer In	\$0	\$0	\$0	\$0	\$0
Issuance of Debt	\$1,588,805	\$0	\$2,055,732	\$2,055,732	\$0
Sale of Assets	\$0	\$0	\$0	\$0	\$0
Revenue Totals	\$4,258,479	\$2,700,527	\$4,756,259	\$4,947,202	\$2,950,800
Expenditures					
Personal Services	\$277,848	\$298,579	\$298,579	\$305,433	\$319,289
Supplies	\$11,032	\$19,626	\$19,626	\$17,500	\$23,005
Purchased Services	\$157,897	\$156,666	\$156,666	\$116,700	\$164,401
Debt Service	\$662,195	\$829,774	\$829,774	\$829,774	\$800,139
Contributions & Other	\$0	\$0	\$0	\$0	\$0
Other	\$0	\$0	\$0	\$0	\$0
Internal Service	\$360,667	\$403,774	\$403,774	\$403,774	\$414,344
Capital Outlay	\$1,965,731	\$1,554,604	\$3,751,673	\$3,396,054	\$2,145,986
Transfer Out	\$0	\$0	\$0	\$0	\$0
Loss of Reserves	\$0	\$0	\$0	\$0	\$0
Expenditures Totals	\$3,435,370	\$3,263,023	\$5,460,092	\$5,069,235	\$3,867,164
Revenue Over (Under) Expenditures	\$823,109	(\$562,496)	(\$703,833)	(\$122,033)	(\$916,364)
Unreserved Balances - Available for Capital Projects					
Beginning Balance - July 1	\$2,582,960	\$3,182,003	\$3,182,003	\$3,182,003	\$3,059,970
Net Change	\$599,043	(\$562,496)	(\$703,833)	(\$122,033)	(\$916,364)
Ending Balance - June 30	\$3,182,003	\$2,619,507	\$2,478,170	\$3,059,970	\$2,143,606
Reserved Balances					
Beginning Balance - July 1	\$756,282	\$980,348	\$980,348	\$980,348	\$980,348
Net Change	\$224,066	\$0	\$0	\$0	\$0
Ending Balance - June 30	\$980,348	\$980,348	\$980,348	\$980,348	\$980,348
Total Fund Balance	\$4,162,351	\$3,599,855	\$3,458,518	\$4,040,318	\$3,123,954

Storm Drain Expenditures

City of Great Falls, Montana

MS4 PHASE II UPGRADES	2018 Actual Amount	2019 Adopted Budget	2019 Amended Budget	2019 Projected Amount as of 6/03/2019	2020 Proposed Budget
Personal Services	\$0	\$0	\$0	\$0	\$0
Supplies	\$0	\$0	\$0	\$0	\$0
Purchased Services	\$0	\$0	\$0	\$0	\$0
Debt Service	\$0	\$0	\$0	\$0	\$0
Contributions & Other	\$0	\$0	\$0	\$0	\$0
Other	\$0	\$0	\$0	\$0	\$0
Internal Service	\$0	\$0	\$0	\$0	\$0
Capital Outlay	\$0	\$0	\$0	\$0	\$200,000
Transfer Out	\$0	\$0	\$0	\$0	\$0
Total Central Garage	\$0	\$0	\$0	\$0	\$200,000

Storm Drain Collection	2018 Actual Amount	2019 Adopted Budget	2019 Amended Budget	2019 Projected Amount as of 6/03/2019	2020 Proposed Budget
Personal Services	\$15,566	\$16,726	\$16,726	\$16,726	\$17,877
Supplies	\$1,634	\$7,500	\$7,500	\$7,500	\$7,500
Purchased Services	\$83,195	\$41,700	\$41,700	\$41,700	\$41,700
Debt Service	\$662,195	\$829,774	\$829,774	\$829,774	\$800,139
Contributions & Other	\$0	\$0	\$0	\$0	\$0
Other	\$0	\$0	\$0	\$0	\$0
Internal Service	\$360,302	\$374,720	\$374,720	\$374,720	\$378,638
Capital Outlay	\$912,418	\$1,504,604	\$1,504,604	\$1,504,604	\$1,945,986
Transfer Out	\$0	\$0	\$0	\$0	\$0
Total Collection	\$2,035,310	\$2,775,024	\$2,775,024	\$2,775,024	\$3,191,840

Storm Drain Environmental	2018 Actual Amount	2019 Adopted Budget	2019 Amended Budget	2019 Projected Amount as of 6/03/2019	2020 Proposed Budget
Personal Services	\$262,282	\$281,853	\$281,853	\$288,707	\$301,412
Supplies	\$9,398	\$12,126	\$12,126	\$10,000	\$15,505
Purchased Services	\$74,702	\$114,966	\$114,966	\$75,000	\$122,701
Debt Service	\$0	\$0	\$0	\$0	\$0
Contributions & Other	\$0	\$0	\$0	\$0	\$0
Other	\$0	\$0	\$0	\$0	\$0
Internal Service	\$365	\$29,054	\$29,054	\$29,054	\$35,706
Capital Outlay	\$0	\$50,000	\$150,000	\$10,000	\$0
Transfer Out	\$0	\$0	\$0	\$0	\$0
Total Environmental	\$346,747	\$487,999	\$587,999	\$412,761	\$475,324

Storm Drain Expenditures

City of Great Falls, Montana

Utility/ SRF	2018 Actual Amount	2019 Adopted Budget	2019 Amended Budget	2019 Projected Amount as of 6/03/2019	2020 Proposed Budget
Personal Services	\$0	\$0	\$0	\$0	\$0
Supplies	\$0	\$0	\$0	\$0	\$0
Purchased Services	\$0	\$0	\$0	\$0	\$0
Debt Service	\$0	\$0	\$0	\$0	\$0
Contributions & Other	\$0	\$0	\$0	\$0	\$0
Other	\$0	\$0	\$0	\$0	\$0
Internal Service	\$0	\$0	\$0	\$0	\$0
Capital Outlay	\$1,053,313	\$0	\$2,097,069	\$1,881,450	\$0
Transfer Out	\$0	\$0	\$0	\$0	\$0
Total Utility/SRF	\$1,053,313	\$0	\$2,097,069	\$1,881,450	\$0

	2018 Actual Amount	2019 Adopted Budget	2019 Amended Budget	2019 Projected Amount as of 6/03/2019	2020 Proposed Budget
Revenue					
Taxes	\$0	\$0	\$0	\$0	\$0
Licenses & Permits	\$0	\$0	\$0	\$0	\$0
Intergovernmental	\$0	\$0	\$0	\$0	\$0
Charges for Services	\$3,690,985	\$3,801,839	\$3,801,839	\$3,801,839	\$3,863,325
Fines & Forfeitures	\$0	\$0	\$0	\$0	\$0
Internal Service	\$0	\$0	\$0	\$0	\$0
Special Assessments	\$445	\$0	\$0	\$0	\$0
Investment Income	\$10,286	\$0	\$0	\$7,272	\$0
Other	\$10,925	\$1,000	\$1,000	\$8,500	\$7,000
Transfer In	\$0	\$0	\$0	\$0	\$0
Issuance of Debt	\$0	\$0	\$0	\$0	\$0
Sale of Assets	\$0	\$0	\$0	\$0	\$0
Revenue Totals	\$3,712,642	\$3,802,839	\$3,802,839	\$3,817,611	\$3,870,325
Expenditures					
Personal Services	\$1,370,589	\$1,442,506	\$1,442,506	\$1,435,098	\$1,511,934
Supplies	\$305,726	\$360,542	\$360,542	\$360,542	\$360,542
Purchased Services	\$806,352	\$927,210	\$932,178	\$927,210	\$928,420
Debt Service	\$273,857	\$273,700	\$273,700	\$273,700	\$267,470
Contributions & Other	\$0	\$0	\$0	\$0	\$0
Other	\$0	\$0	\$0	\$0	\$0
Internal Service	\$786,413	\$740,589	\$740,589	\$740,589	\$741,081
Capital Outlay	\$227,600	\$318,260	\$413,292	\$268,260	\$100,000
Transfer Out	\$0	\$0	\$0	\$0	\$0
Expenditures Totals	\$3,770,537	\$4,062,807	\$4,162,807	\$4,005,399	\$3,909,447
Revenue Over (Under) Expenditures	(\$57,895)	(\$259,968)	(\$359,968)	(\$187,788)	(\$39,122)
Unreserved Balances					
Beginning Balance - July 1	\$670,492	\$636,955	\$636,955	\$636,955	\$449,167
Net Change	(\$33,537)	(\$259,968)	(\$359,968)	(\$187,788)	(\$39,122)
Ending Balance - June 30	\$636,955	\$376,987	\$276,987	\$449,167	\$410,045
Reserved Balances					
Beginning Balance - July 1	\$259,971	\$235,613	\$235,613	\$235,613	\$235,613
Net Change	(\$24,358)	\$0	\$0	\$0	\$0
Ending Balance - June 30	\$235,613	\$235,613	\$235,613	\$235,613	\$235,613
Total Fund Balance	\$872,568	\$612,600	\$512,600	\$684,780	\$645,658

Sanitation Expenditures

City of Great Falls, Montana

Central Garage	2018 Actual Amount	2019 Adopted Budget	2019 Amended Budget	2019 Projected Amount as of 6/03/2019	2020 Proposed Budget
Personal Services	\$0	\$0	\$0	\$0	\$0
Supplies	\$0	\$0	\$0	\$0	\$0
Purchased Services	\$0	\$0	\$0	\$0	\$0
Debt Service	\$273,857	\$273,700	\$273,700	\$273,700	\$267,470
Contributions & Other	\$0	\$0	\$0	\$0	\$0
Other	\$0	\$0	\$0	\$0	\$0
Internal Service	\$0	\$0	\$0	\$0	\$0
Capital Outlay	\$218,900	\$218,260	\$218,260	\$218,260	\$0
Transfer Out	\$0	\$0	\$0	\$0	\$0
Total Central Garage	\$492,757	\$491,960	\$491,960	\$491,960	\$267,470

Sanitation Commercial	2018 Actual Amount	2019 Adopted Budget	2019 Amended Budget	2019 Projected Amount as of 6/03/2019	2020 Proposed Budget
Personal Services	\$624,033	\$656,815	\$656,815	\$631,651	\$684,150
Supplies	\$135,794	\$155,250	\$155,250	\$155,250	\$155,250
Purchased Services	\$276,035	\$329,085	\$331,569	\$329,085	\$329,740
Debt Service	\$0	\$0	\$0	\$0	\$0
Contributions & Other	\$0	\$0	\$0	\$0	\$0
Other	\$0	\$0	\$0	\$0	\$0
Internal Service	\$321,786	\$278,343	\$278,343	\$278,343	\$303,596
Capital Outlay	\$8,700	\$50,000	\$97,516	\$0	\$50,000
Transfer Out	\$0	\$0	\$0	\$0	\$0
Total San. Commercial	\$1,366,348	\$1,469,493	\$1,519,493	\$1,394,329	\$1,522,736

Sanitation Residential	2018 Actual Amount	2019 Adopted Budget	2019 Amended Budget	2019 Projected Amount as of 6/03/2019	2020 Proposed Budget
Personal Services	\$746,556	\$785,691	\$785,691	\$803,447	\$827,784
Supplies	\$169,932	\$205,292	\$205,292	\$205,292	\$205,292
Purchased Services	\$530,317	\$598,125	\$600,609	\$598,125	\$598,680
Debt Service	\$0	\$0	\$0	\$0	\$0
Contributions & Other	\$0	\$0	\$0	\$0	\$0
Other	\$0	\$0	\$0	\$0	\$0
Internal Service	\$464,627	\$462,246	\$462,246	\$462,246	\$437,485
Capital Outlay	\$0	\$50,000	\$97,516	\$50,000	\$50,000
Transfer Out	\$0	\$0	\$0	\$0	\$0
Total San. Residential	\$1,911,432	\$2,101,354	\$2,151,354	\$2,119,110	\$2,119,241

Swimming Pools Fund

City of Great Falls, Montana

	2018 Actual Amount	2019 Adopted Budget	2019 Amended Budget	2019 Projected Amount as of 6/03/2019	2020 Proposed Budget
Revenue					
Taxes	\$0	\$0	\$0	\$0	\$0
Licenses & Permits	\$0	\$0	\$0	\$0	\$0
Intergovernmental	\$0	\$0	\$0	\$0	\$0
Charges for Services	\$581,562	\$570,250	\$570,250	\$428,480	\$478,200
Fines & Forfeitures	\$0	\$0	\$0	\$0	\$0
Internal Service	\$0	\$0	\$0	\$0	\$0
Special Assessments	\$0	\$0	\$0	\$0	\$0
Investment Income	\$2,725	\$0	\$0	\$0	\$0
Other	\$0	\$0	\$0	\$0	\$0
Transfer In	\$267,861	\$267,861	\$267,861	\$267,861	\$267,861
Issuance of Debt	\$0	\$0	\$0	\$0	\$0
Sale of Assets	\$0	\$0	\$0	\$0	\$0
Revenue Totals	\$852,148	\$838,111	\$838,111	\$696,341	\$746,061
Expenditures					
Personal Services	\$441,839	\$472,295	\$472,295	\$396,876	\$432,825
Supplies	\$108,595	\$104,500	\$104,500	\$97,634	\$115,705
Purchased Services	\$152,932	\$177,330	\$177,330	\$150,273	\$100,160
Debt Service	\$0	\$0	\$0	\$0	\$0
Contributions & Other	\$0	\$0	\$0	\$0	\$0
Other	\$584	\$0	\$0	\$0	\$0
Internal Service	\$127,614	\$130,833	\$130,833	\$130,833	\$141,419
Capital Outlay	\$0	\$0	\$0	\$0	\$0
Transfer Out	\$0	\$0	\$0	\$0	\$0
Expenditures Totals	\$831,564	\$884,958	\$884,958	\$775,616	\$790,109
Revenue Over (Under) Expenditures	\$20,585	(\$46,847)	(\$46,847)	(\$79,275)	(\$44,048)
Unreserved Balances					
Beginning Balance - July 1	\$133,382	\$153,966	\$153,966	\$153,966	\$74,691
Net Change	\$20,585	(\$46,847)	(\$46,847)	(\$79,275)	(\$44,048)
Ending Balance - June 30	\$153,966	\$107,119	\$107,119	\$74,691	\$30,643
Reserved Balances					
Beginning Balance - July 1	\$0	\$0	\$0	\$0	\$0
Net Change	\$0	\$0	\$0	\$0	\$0
Ending Balance - June 30	\$0	\$0	\$0	\$0	\$0
Total Fund Balance	\$153,966	\$107,119	\$107,119	\$74,691	\$30,643

Swimming Pools Expenditures

City of Great Falls, Montana

Electric City Water Park	2018 Actual Amount	2019 Adopted Budget	2019 Amended Budget	2019 Projected Amount as of 6/03/2019	2020 Proposed Budget
Personal Services	\$212,001	\$232,920	\$232,920	\$228,282	\$282,447
Supplies	\$88,995	\$85,100	\$85,100	\$85,100	\$86,505
Purchased Services	\$69,799	\$82,410	\$82,410	\$82,410	\$84,910
Debt Service	\$0	\$0	\$0	\$0	\$0
Contributions & Other	\$0	\$0	\$0	\$0	\$0
Other	\$584	\$0	\$0	\$0	\$0
Internal Service	\$66,973	\$68,669	\$68,669	\$68,669	\$75,809
Capital Outlay	\$0	\$0	\$0	\$0	\$0
Transfer Out	\$0	\$0	\$0	\$0	\$0
Total Electric City Water	\$438,352	\$469,099	\$469,099	\$464,461	\$529,671

Natorium Pool	2018 Actual Amount	2019 Adopted Budget	2019 Amended Budget	2019 Projected Amount as of 6/03/2019	2020 Proposed Budget
Personal Services	\$191,379	\$200,214	\$200,214	\$113,303	\$0
Supplies	\$9,500	\$9,300	\$9,300	\$2,361	\$0
Purchased Services	\$68,733	\$80,720	\$80,720	\$54,363	\$0
Debt Service	\$0	\$0	\$0	\$0	\$0
Contributions & Other	\$0	\$0	\$0	\$0	\$0
Other	\$0	\$0	\$0	\$0	\$0
Internal Service	\$52,369	\$54,455	\$54,455	\$54,455	\$0
Capital Outlay	\$0	\$0	\$0	\$0	\$0
Transfer Out	\$0	\$0	\$0	\$0	\$0
Total Natatorium Pool	\$321,981	\$344,689	\$344,689	\$224,482	\$0

Neighborhood Pools	2018 Actual Amount	2019 Adopted Budget	2019 Amended Budget	2019 Projected Amount as of 6/03/2019	2020 Proposed Budget
Personal Services	\$38,459	\$39,161	\$39,161	\$30,609	\$43,608
Supplies	\$10,100	\$10,100	\$10,100	\$9,000	\$8,900
Purchased Services	\$14,400	\$14,200	\$14,200	\$12,000	\$12,700
Debt Service	\$0	\$0	\$0	\$0	\$0
Contributions & Other	\$0	\$0	\$0	\$0	\$0
Other	\$0	\$0	\$0	\$0	\$0
Internal Service	\$8,272	\$7,709	\$7,709	\$7,709	\$9,169
Capital Outlay	\$0	\$0	\$0	\$0	\$0
Transfer Out	\$0	\$0	\$0	\$0	\$0
Total Neighborhood Pools	\$71,231	\$71,170	\$71,170	\$59,318	\$74,377

Swimming Pools Expenditures

City of Great Falls, Montana

Mustang Pool	2018 Actual Amount	2019 Adopted Budget	2019 Amended Budget	2019 Projected Amount as of 6/03/2019	2020 Proposed Budget
Personal Services	\$0	\$0	\$0	\$24,682	\$106,770
Supplies	\$0	\$0	\$0	\$1,173	\$20,300
Purchased Services	\$0	\$0	\$0	\$1,500	\$2,550
Debt Service	\$0	\$0	\$0	\$0	\$0
Contributions & Other	\$0	\$0	\$0	\$0	\$0
Other	\$0	\$0	\$0	\$0	\$0
Internal Service	\$0	\$0	\$0	\$0	\$56,441
Capital Outlay	\$0	\$0	\$0	\$0	\$0
Transfer Out	\$0	\$0	\$0	\$0	\$0
Total Neighborhood Pools	\$0	\$0	\$0	\$27,355	\$186,061

911 Dispatch Center Fund

City of Great Falls, Montana

	2018 Actual Amount	2019 Adopted Budget	2019 Amended Budget	2019 Projected Amount as of 6/03/2019	2020 Proposed Budget
Revenue					
Taxes	\$0	\$0	\$0	\$0	\$0
Licenses & Permits	\$0	\$0	\$0	\$0	\$0
Intergovernmental	\$0	\$0	\$0	\$0	\$0
Charges for Services	\$504,560	\$561,912	\$561,912	\$561,912	\$576,206
Fines & Forfeitures	\$0	\$0	\$0	\$0	\$0
Internal Service	\$1,049,282	\$1,226,929	\$1,226,929	\$1,226,929	\$1,277,585
Special Assessments	\$0	\$0	\$0	\$0	\$0
Investment Income	\$9,222	\$1,000	\$1,000	\$9,354	\$1,000
Other	\$531	\$0	\$0	\$222	\$0
Transfer In	\$371,674	\$356,674	\$356,674	\$356,674	\$356,674
Issuance of Debt	\$0	\$0	\$0	\$0	\$0
Sale of Assets	\$0	\$0	\$0	\$0	\$0
Revenue Totals	\$1,935,269	\$2,146,515	\$2,146,515	\$2,155,091	\$2,211,465
Expenditures					
Personal Services	\$1,471,378	\$1,786,301	\$1,786,301	\$1,569,031	\$1,733,344
Supplies	\$20,851	\$9,300	\$9,300	\$9,300	\$9,623
Purchased Services	\$256,040	\$198,614	\$198,614	\$198,614	\$183,235
Debt Service	\$0	\$0	\$0	\$0	\$0
Contributions & Other	\$0	\$0	\$0	\$0	\$0
Other	\$0	\$0	\$0	\$0	\$0
Internal Service	\$130,587	\$128,118	\$128,118	\$128,118	\$158,787
Capital Outlay	\$0	\$0	\$0	\$0	\$0
Transfer Out	\$0	\$0	\$0	\$0	\$0
Expenditures Totals	\$1,878,856	\$2,122,333	\$2,122,333	\$1,905,063	\$2,084,989
Revenue Over (Under) Expenditures	\$56,413	\$24,182	\$24,182	\$250,028	\$126,476
Unreserved Balances					
Beginning Balance - July 1	\$0	\$0	\$0	\$0	\$0
Net Change	(\$0)	\$0	\$0	\$0	\$0
Ending Balance - June 30	\$0	\$0	\$0	\$0	\$0
Reserved Balances					
Beginning Balance - July 1	\$505,471	\$561,884	\$561,884	\$561,884	\$811,912
Net Change	\$56,413	\$24,182	\$24,182	\$250,028	\$126,476
Ending Balance - June 30	\$561,884	\$586,066	\$586,066	\$811,912	\$938,388
Total Fund Balance	\$561,884	\$586,066	\$586,066	\$811,912	\$938,388

Parking Fund

City of Great Falls, Montana

	2018 Actual Amount	2019 Adopted Budget	2019 Amended Budget	2019 Projected Amount as of 6/03/2019	2020 Proposed Budget
Revenue					
Taxes	\$0	\$0	\$0	\$0	\$0
Licenses & Permits	\$1,000	\$1,100	\$1,100	\$1,100	\$1,100
Intergovernmental	\$0	\$0	\$0	\$0	\$0
Charges for Services	\$496,698	\$467,000	\$467,000	\$510,000	\$701,000
Fines & Forfeitures	\$51,070	\$72,000	\$72,000	\$47,000	\$80,000
Internal Service	\$0	\$0	\$0	\$0	\$0
Special Assessments	\$0	\$0	\$0	\$0	\$0
Investment Income	\$5,240	\$0	\$0	\$5,300	\$0
Other	\$1,388	\$0	\$0	\$1,054	\$0
Transfer In	\$0	\$0	\$0	\$0	\$0
Issuance of Debt	\$0	\$0	\$0	\$0	\$0
Sale of Assets	\$0	\$0	\$0	\$0	\$0
Revenue Totals	\$555,396	\$540,100	\$540,100	\$564,454	\$782,100
Expenditures					
Personal Services	\$62,780	\$40,287	\$40,287	\$40,287	\$56,577
Supplies	\$2,220	\$3,215	\$3,215	\$3,215	\$3,000
Purchased Services	\$470,260	\$542,450	\$542,450	\$542,450	\$534,872
Debt Service	\$0	\$0	\$0	\$0	\$0
Contributions & Other	\$0	\$0	\$0	\$0	\$0
Other	\$2	\$0	\$0	\$0	\$0
Internal Service	\$51,864	\$55,268	\$55,268	\$55,268	\$57,216
Capital Outlay	\$0	\$0	\$0	\$0	\$0
Transfer Out	\$0	\$0	\$0	\$0	\$0
Expenditures Totals	\$587,126	\$641,220	\$641,220	\$641,220	\$651,665
Revenue Over (Under) Expenditures	(\$31,730)	(\$101,120)	(\$101,120)	(\$76,766)	\$130,435
Unreserved Balances					
Beginning Balance - July 1	\$361,666	\$329,936	\$329,936	\$329,936	\$253,170
Net Change	(\$31,730)	(\$101,120)	(\$101,120)	(\$76,766)	\$130,435
Ending Balance - June 30	\$329,936	\$228,816	\$228,816	\$253,170	\$383,605
Reserved Balances					
Beginning Balance - July 1	\$49,026	\$49,026	\$49,026	\$49,026	\$49,026
Net Change	\$0	\$0	\$0	\$0	\$0
Ending Balance - June 30	\$49,026	\$49,026	\$49,026	\$49,026	\$49,026
Total Fund Balance	\$378,962	\$277,842	\$277,842	\$302,196	\$432,631

	2018 Actual Amount	2019 Adopted Budget	2019 Amended Budget	2019 Projected Amount as of 6/03/2019	2020 Proposed Budget
Revenue					
Taxes	\$0	\$0	\$0	\$0	\$0
Licenses & Permits	\$0	\$0	\$0	\$0	\$0
Intergovernmental	\$0	\$0	\$0	\$0	\$0
Charges for Services	\$405,645	\$419,280	\$419,280	\$380,000	\$401,900
Fines & Forfeitures	\$0	\$0	\$0	\$0	\$0
Internal Service	\$0	\$0	\$0	\$0	\$0
Special Assessments	\$0	\$0	\$0	\$0	\$0
Investment Income	\$1,954	\$0	\$0	\$1,362	\$0
Other	\$7,107	\$6,600	\$6,600	\$6,600	\$6,600
Transfer In	\$39,206	\$39,206	\$39,206	\$39,206	\$39,206
Issuance of Debt	\$0	\$0	\$0	\$0	\$0
Sale of Assets	\$0	\$0	\$0	\$0	\$0
Revenue Totals	\$453,912	\$465,086	\$465,086	\$427,168	\$447,706
Expenditures					
Personal Services	\$267,931	\$304,191	\$304,191	\$286,669	\$280,401
Supplies	\$41,678	\$43,800	\$43,800	\$27,562	\$23,800
Purchased Services	\$126,364	\$127,245	\$127,245	\$127,604	\$127,435
Debt Service	\$0	\$0	\$0	\$0	\$0
Contributions & Other	\$0	\$0	\$0	\$0	\$0
Other	\$38	\$0	\$0	\$0	\$0
Internal Service	\$64,633	\$70,228	\$70,228	\$70,228	\$75,949
Capital Outlay	\$38,604	\$0	\$0	\$0	\$0
Transfer Out	\$0	\$0	\$0	\$0	\$0
Expenditures Totals	\$539,248	\$545,464	\$545,464	\$512,063	\$507,585
Revenue Over (Under) Expenditures	(\$85,336)	(\$80,378)	(\$80,378)	(\$84,895)	(\$59,879)
Unreserved Balances					
Beginning Balance - July 1	\$278,929	\$193,593	\$193,593	\$193,593	\$108,698
Net Change	(\$85,336)	(\$80,378)	(\$80,378)	(\$84,895)	(\$59,879)
Ending Balance - June 30	\$193,593	\$113,215	\$113,215	\$108,698	\$48,819
Reserved Balances					
Beginning Balance - July 1	\$11,561	\$11,561	\$11,561	\$11,561	\$11,561
Net Change	\$0	\$0	\$0	\$0	\$0
Ending Balance - June 30	\$11,561	\$11,561	\$11,561	\$11,561	\$11,561
Total Fund Balance	\$205,154	\$124,776	\$124,776	\$120,259	\$60,380

Recreation Expenditures

City of Great Falls, Montana

Central Garage	2018 Actual Amount	2019 Adopted Budget	2019 Amended Budget	2019 Projected Amount as of 6/03/2019	2020 Proposed Budget
Personal Services	\$0	\$0	\$0	\$0	\$0
Supplies	\$0	\$0	\$0	\$0	\$0
Purchased Services	\$0	\$0	\$0	\$0	\$0
Debt Service	\$0	\$0	\$0	\$0	\$0
Contributions & Other	\$0	\$0	\$0	\$0	\$0
Other	\$0	\$0	\$0	\$0	\$0
Internal Service	\$0	\$0	\$0	\$0	\$0
Capital Outlay	\$38,604	\$0	\$0	\$0	\$0
Transfer Out	\$0	\$0	\$0	\$0	\$0
Total Central Garage	\$38,604	\$0	\$0	\$0	\$0

Recreation Programs	2018 Actual Amount	2019 Adopted Budget	2019 Amended Budget	2019 Projected Amount as of 6/03/2019	2020 Proposed Budget
Personal Services	\$11,237	\$13,392	\$13,392	\$9,678	\$17,609
Supplies	\$1,039	\$1,000	\$1,000	\$115	\$1,000
Purchased Services	\$26,016	\$28,125	\$28,125	\$28,484	\$28,125
Debt Service	\$0	\$0	\$0	\$0	\$0
Contributions & Other	\$0	\$0	\$0	\$0	\$0
Other	\$0	\$0	\$0	\$0	\$0
Internal Service	\$4,215	\$4,056	\$4,056	\$4,056	\$4,483
Capital Outlay	\$0	\$0	\$0	\$0	\$0
Transfer Out	\$0	\$0	\$0	\$0	\$0
Total Recreation Programs	\$42,507	\$46,573	\$46,573	\$42,333	\$51,217

Community Center	2018 Actual Amount	2019 Adopted Budget	2019 Amended Budget	2019 Projected Amount as of 6/03/2019	2020 Proposed Budget
Personal Services	\$254,116	\$270,397	\$270,397	\$270,397	\$262,792
Supplies	\$37,865	\$22,800	\$22,800	\$22,800	\$22,800
Purchased Services	\$100,348	\$99,120	\$99,120	\$99,120	\$99,310
Debt Service	\$0	\$0	\$0	\$0	\$0
Contributions & Other	\$0	\$0	\$0	\$0	\$0
Other	\$38	\$0	\$0	\$0	\$0
Internal Service	\$60,418	\$66,172	\$66,172	\$66,172	\$71,466
Capital Outlay	\$0	\$0	\$0	\$0	\$0
Transfer Out	\$0	\$0	\$0	\$0	\$0
Total Community Center	\$452,785	\$458,489	\$458,489	\$458,489	\$456,368

Recreation Expenditures

City of Great Falls, Montana

Café	2018 Actual Amount	2019 Adopted Budget	2019 Amended Budget	2019 Projected Amount as of 6/03/2019	2020 Proposed Budget
Personal Services	\$2,578	\$20,402	\$20,402	\$6,594	\$0
Supplies	\$2,774	\$20,000	\$20,000	\$4,647	\$0
Purchased Services	\$0	\$0	\$0	\$0	\$0
Debt Service	\$0	\$0	\$0	\$0	\$0
Contributions & Other	\$0	\$0	\$0	\$0	\$0
Other	\$0	\$0	\$0	\$0	\$0
Internal Service	\$0	\$0	\$0	\$0	\$0
Capital Outlay	\$0	\$0	\$0	\$0	\$0
Transfer Out	\$0	\$0	\$0	\$0	\$0
Total Café	\$5,352	\$40,402	\$40,402	\$11,241	\$0

	2018 Actual Amount	2019 Adopted Budget	2019 Amended Budget	2019 Projected Amount as of 6/03/2019	2020 Proposed Budget
Revenue					
Taxes	\$0	\$0	\$0	\$0	\$0
Licenses & Permits	\$0	\$0	\$0	\$0	\$0
Intergovernmental	\$0	\$0	\$0	\$0	\$0
Charges for Services	\$115,077	\$150,475	\$150,475	\$119,596	\$152,160
Fines & Forfeitures	\$0	\$0	\$0	\$0	\$0
Internal Service	\$0	\$0	\$0	\$0	\$0
Special Assessments	\$0	\$0	\$0	\$0	\$0
Investment Income	\$445	\$0	\$0	\$234	\$0
Other	\$0	\$0	\$0	\$0	\$0
Transfer In	\$0	\$0	\$0	\$0	\$0
Issuance of Debt	\$0	\$0	\$0	\$0	\$0
Sale of Assets	\$0	\$0	\$0	\$0	\$0
Revenue Totals	\$115,522	\$150,475	\$150,475	\$119,830	\$152,160
Expenditures					
Personal Services	\$45,634	\$56,764	\$56,764	\$50,503	\$55,759
Supplies	\$35,866	\$44,600	\$44,600	\$35,000	\$36,600
Purchased Services	\$36,334	\$34,790	\$34,790	\$34,790	\$36,955
Debt Service	\$0	\$0	\$0	\$0	\$0
Contributions & Other	\$0	\$0	\$0	\$0	\$0
Other	(\$1)	\$0	\$0	\$0	\$0
Internal Service	\$19,514	\$20,788	\$20,788	\$20,788	\$22,776
Capital Outlay	\$0	\$0	\$0	\$0	\$0
Transfer Out	\$0	\$0	\$0	\$0	\$0
Expenditures Totals	\$137,346	\$156,942	\$156,942	\$141,081	\$152,090
Revenue Over (Under) Expenditures	(\$21,824)	(\$6,467)	(\$6,467)	(\$21,251)	\$70
Unreserved Balances					
Beginning Balance - July 1	\$53,687	\$31,863	\$31,863	\$31,863	\$10,612
Net Change	(\$21,824)	(\$6,467)	(\$6,467)	(\$21,251)	\$70
Ending Balance - June 30	\$31,863	\$25,396	\$25,396	\$10,612	\$10,682
Reserved Balances					
Beginning Balance - July 1	\$0	\$0	\$0	\$0	\$0
Net Change	\$0	\$0	\$0	\$0	\$0
Ending Balance - June 30	\$0	\$0	\$0	\$0	\$0
Total Fund Balance	\$31,863	\$25,396	\$25,396	\$10,612	\$10,682

	2018 Actual Amount	2019 Adopted Budget	2019 Amended Budget	2019 Projected Amount as of 6/03/2019	2020 Proposed Budget
Revenue					
Taxes	\$0	\$0	\$0	\$0	\$0
Licenses & Permits	\$0	\$0	\$0	\$0	\$0
Intergovernmental	\$0	\$0	\$0	\$0	\$0
Charges for Services	\$63,409	\$73,150	\$73,150	\$52,000	\$72,400
Fines & Forfeitures	\$0	\$0	\$0	\$0	\$0
Internal Service	\$0	\$0	\$0	\$0	\$0
Special Assessments	\$0	\$0	\$0	\$0	\$0
Investment Income	\$2,684	\$0	\$0	\$291	\$0
Other	\$0	\$0	\$0	\$0	\$0
Transfer In	\$0	\$0	\$0	\$0	\$0
Issuance of Debt	\$0	\$0	\$0	\$0	\$0
Sale of Assets	\$0	\$0	\$0	\$0	\$0
Revenue Totals	\$66,093	\$73,150	\$73,150	\$52,291	\$72,400
Expenditures					
Personal Services	\$0	\$0	\$0	\$0	\$0
Supplies	\$665	\$1,560	\$1,560	\$575	\$1,560
Purchased Services	\$22,867	\$39,710	\$39,710	\$18,345	\$35,810
Debt Service	\$0	\$0	\$0	\$0	\$0
Contributions & Other	\$28,529	\$30,000	\$30,000	\$30,000	\$32,800
Other	\$0	\$0	\$0	\$0	\$0
Internal Service	\$650	\$650	\$650	\$650	\$683
Capital Outlay	\$0	\$0	\$0	\$0	\$0
Transfer Out	\$0	\$0	\$0	\$0	\$0
Expenditures Totals	\$52,711	\$71,920	\$71,920	\$49,570	\$70,853
Revenue Over (Under) Expenditures	\$13,382	\$1,230	\$1,230	\$2,721	\$1,547
Unreserved Balances					
Beginning Balance - July 1	\$9,994	\$23,376	\$23,376	\$23,376	\$26,097
Net Change	\$13,382	\$1,230	\$1,230	\$2,721	\$1,547
Ending Balance - June 30	\$23,376	\$24,606	\$24,606	\$26,097	\$27,644
Reserved Balances					
Beginning Balance - July 1	\$0	\$0	\$0	\$0	\$0
Net Change	\$0	\$0	\$0	\$0	\$0
Ending Balance - June 30	\$0	\$0	\$0	\$0	\$0
Total Fund Balance	\$23,376	\$24,606	\$24,606	\$26,097	\$27,644

	2018 Actual Amount	2019 Adopted Budget	2019 Amended Budget	2019 Projected Amount as of 6/03/2019	2020 Proposed Budget
Revenue					
Taxes	\$0	\$0	\$0	\$0	\$0
Licenses & Permits	\$0	\$0	\$0	\$0	\$0
Intergovernmental	\$0	\$0	\$0	\$0	\$0
Charges for Services	\$301,001	\$338,236	\$338,236	\$338,236	\$360,220
Fines & Forfeitures	\$0	\$0	\$0	\$0	\$0
Internal Service	\$0	\$0	\$0	\$0	\$0
Special Assessments	\$0	\$0	\$0	\$0	\$0
Investment Income	\$2,893	\$2,050	\$2,050	\$3,379	\$2,050
Other	\$17,176	\$17,055	\$17,055	\$24,000	\$17,055
Transfer In	\$223,742	\$265,913	\$265,913	\$265,913	\$265,913
Issuance of Debt	\$0	\$0	\$0	\$0	\$0
Sale of Assets	\$0	\$0	\$0	\$0	\$0
Revenue Totals	\$544,813	\$623,254	\$623,254	\$631,528	\$645,238
Expenditures					
Personal Services	\$280,377	\$321,920	\$321,920	\$293,986	\$323,025
Supplies	\$18,495	\$22,135	\$22,135	\$15,300	\$22,135
Purchased Services	\$39,771	\$54,105	\$54,105	\$44,528	\$54,105
Debt Service	\$0	\$0	\$0	\$0	\$0
Contributions & Other	\$0	\$0	\$0	\$0	\$0
Other	(\$31)	\$0	\$0	\$0	\$0
Internal Service	\$221,875	\$215,664	\$215,664	\$215,664	\$232,625
Capital Outlay	\$0	\$9,430	\$9,430	\$9,800	\$0
Transfer Out	\$0	\$0	\$0	\$0	\$0
Expenditures Totals	\$560,487	\$623,254	\$623,254	\$579,278	\$631,890
Revenue Over (Under) Expenditures	(\$15,674)	\$0	\$0	\$52,250	\$13,348
Unreserved Balances					
Beginning Balance - July 1	\$81,899	\$66,225	\$66,225	\$66,225	\$118,475
Net Change	(\$15,674)	\$0	\$0	\$52,250	\$13,348
Ending Balance - June 30	\$66,225	\$66,225	\$66,225	\$118,475	\$131,823
Reserved Balances					
Beginning Balance - July 1	\$28,848	\$28,848	\$28,848	\$28,848	\$28,848
Net Change	\$0	\$0	\$0	\$0	\$0
Ending Balance - June 30	\$28,848	\$28,848	\$28,848	\$28,848	\$28,848
Total Fund Balance	\$95,073	\$95,073	\$95,073	\$147,323	\$160,671

Civic Center Events Expenditures

City of Great Falls, Montana

Events	2018 Actual Amount	2019 Adopted Budget	2019 Amended Budget	2019 Projected Amount as of 6/03/2019	2020 Proposed Budget
Personal Services	\$250,068	\$265,789	\$265,789	\$258,813	\$265,435
Supplies	\$18,219	\$21,835	\$21,835	\$15,000	\$21,835
Purchased Services	\$25,847	\$33,925	\$33,925	\$34,528	\$33,925
Debt Service	\$0	\$0	\$0	\$0	\$0
Contributions & Other	\$0	\$0	\$0	\$0	\$0
Other	(\$31)	\$0	\$0	\$0	\$0
Internal Service	\$221,875	\$215,664	\$215,664	\$215,664	\$232,625
Capital Outlay	\$0	\$9,430	\$9,430	\$9,800	\$0
Transfer Out	\$0	\$0	\$0	\$0	\$0
Total Events	\$515,978	\$546,643	\$546,643	\$533,805	\$553,820

Events Other Promoter	2018 Actual Amount	2019 Adopted Budget	2019 Amended Budget	2019 Projected Amount as of 6/03/2019	2020 Proposed Budget
Personal Services	\$30,309	\$56,131	\$56,131	\$35,173	\$57,590
Supplies	\$276	\$300	\$300	\$300	\$300
Purchased Services	\$13,924	\$20,180	\$20,180	\$10,000	\$20,180
Debt Service	\$0	\$0	\$0	\$0	\$0
Contributions & Other	\$0	\$0	\$0	\$0	\$0
Other	\$0	\$0	\$0	\$0	\$0
Internal Service	\$0	\$0	\$0	\$0	\$0
Capital Outlay	\$0	\$0	\$0	\$0	\$0
Transfer Out	\$0	\$0	\$0	\$0	\$0
Loss of Reserves	\$0	\$0	\$0	\$0	\$0
Total Events Other Promoter	\$44,509	\$76,611	\$76,611	\$45,473	\$78,070

	2018 Actual Amount	2019 Adopted Budget	2019 Amended Budget	2019 Projected Amount as of 6/03/2019	2020 Proposed Budget
Revenue					
Taxes	\$0	\$0	\$0	\$0	\$0
Licenses & Permits	\$0	\$0	\$0	\$0	\$0
Intergovernmental	\$0	\$0	\$0	\$0	\$0
Charges for Services	\$383,402	\$383,402	\$383,402	\$383,402	\$383,402
Fines & Forfeitures	\$0	\$0	\$0	\$0	\$0
Internal Service	\$0	\$0	\$0	\$0	\$0
Special Assessments	\$0	\$0	\$0	\$0	\$0
Investment Income	\$0	\$0	\$0	\$0	\$0
Other	\$0	\$0	\$0	\$0	\$0
Transfer In	\$0	\$0	\$0	\$0	\$0
Issuance of Debt	\$0	\$0	\$0	\$0	\$0
Sale of Assets	\$0	\$0	\$0	\$0	\$0
Revenue Totals	\$383,402	\$383,402	\$383,402	\$383,402	\$383,402
Expenditures					
Personal Services	\$0	\$0	\$0	\$0	\$0
Supplies	\$0	\$0	\$0	\$0	\$0
Purchased Services	\$0	\$0	\$0	\$0	\$0
Debt Service	\$383,402	\$383,402	\$383,402	\$383,402	\$383,402
Contributions & Other	\$0	\$0	\$0	\$0	\$0
Other	\$0	\$0	\$0	\$0	\$0
Internal Service	\$0	\$0	\$0	\$0	\$0
Capital Outlay	\$0	\$0	\$0	\$0	\$0
Transfer Out	\$0	\$0	\$0	\$0	\$0
Expenditures Totals	\$383,402	\$383,402	\$383,402	\$383,402	\$383,402
Revenue Over (Under) Expenditures	\$0	\$0	\$0	\$0	\$0
Unreserved Balances					
Beginning Balance - July 1	\$0	\$0	\$0	\$0	\$0
Net Change	\$0	\$0	\$0	\$0	\$0
Ending Balance - June 30	\$0	\$0	\$0	\$0	\$0
Reserved Balances					
Beginning Balance - July 1	\$0	\$0	\$0	\$0	\$0
Net Change	\$0	\$0	\$0	\$0	\$0
Ending Balance - June 30	\$0	\$0	\$0	\$0	\$0
Total Fund Balance	\$0	\$0	\$0	\$0	\$0

	2018 Actual Amount	2019 Adopted Budget	2019 Amended Budget	2019 Projected Amount as of 6/03/2019	2020 Proposed Budget
Revenue					
Taxes	\$0	\$0	\$0	\$0	\$0
Licenses & Permits	\$0	\$0	\$0	\$0	\$0
Intergovernmental	\$0	\$0	\$0	\$0	\$0
Charges for Services	\$465,187	\$0	\$0	\$0	\$0
Fines & Forfeitures	\$0	\$0	\$0	\$0	\$0
Internal Service	\$0	\$0	\$0	\$0	\$0
Special Assessments	\$0	\$0	\$0	\$0	\$0
Investment Income	\$255	\$0	\$0	\$0	\$0
Other	\$0	\$0	\$0	\$0	\$0
Transfer In	\$0	\$0	\$0	\$0	\$0
Issuance of Debt	\$0	\$0	\$0	\$0	\$0
Sale of Assets	\$0	\$0	\$0	\$0	\$0
Revenue Totals	\$465,442	\$0	\$0	\$0	\$0
Expenditures					
Personal Services	\$0	\$0	\$0	\$0	\$0
Supplies	\$0	\$0	\$0	\$0	\$0
Purchased Services	\$794	\$0	\$0	\$0	\$0
Debt Service	\$465,187	\$0	\$0	\$0	\$0
Contributions & Other	\$0	\$0	\$0	\$0	\$0
Other	\$0	\$0	\$0	\$0	\$0
Internal Service	\$0	\$0	\$0	\$0	\$0
Capital Outlay	\$0	\$0	\$0	\$0	\$0
Transfer Out	\$0	\$0	\$0	\$0	\$0
Expenditures Totals	\$465,981	\$0	\$0	\$0	\$0
Revenue Over (Under) Expenditures	(\$539)	\$0	\$0	\$0	\$0
Unreserved Balances					
Beginning Balance - July 1	\$0	\$0	\$0	\$0	\$0
Net Change	\$0	\$0	\$0	\$0	\$0
Ending Balance - June 30	\$0	\$0	\$0	\$0	\$0
Reserved Balances					
Beginning Balance - July 1	\$132,927	\$132,388	\$132,388	\$132,388	\$132,388
Net Change	(\$539)	\$0	\$0	\$0	\$0
Ending Balance - June 30	\$132,388	\$132,388	\$132,388	\$132,388	\$132,388
Total Fund Balance	\$132,388	\$132,388	\$132,388	\$132,388	\$132,388

Internal Service Funds Combined

City of Great Falls, Montana

	2018 Actual Amount	2019 Adopted Budget	2019 Amended Budget	2019 Projected Amount as of 6/03/2019	2020 Proposed Budget
Revenue					
Taxes	\$0	\$0	\$0	\$0	\$0
Licenses & Permits	\$37,950	\$36,300	\$36,300	\$36,300	\$37,100
Intergovernmental	\$3,000	\$0	\$0	\$0	\$0
Charges for Services	\$9,063,683	\$10,174,485	\$10,174,485	\$9,621,813	\$10,610,360
Fines & Forfeitures	\$0	\$0	\$0	\$0	\$0
Internal Service	\$10,404,609	\$10,321,569	\$10,321,569	\$10,321,569	\$10,953,608
Special Assessments	\$0	\$0	\$0	\$0	\$0
Investment Income	\$65,792	\$6,100	\$6,100	\$73,071	\$13,600
Other	\$435,012	\$105,000	\$131,150	\$361,910	\$108,094
Transfer In	\$88,143	\$63,143	\$63,143	\$63,143	\$63,143
Issuance of Debt	\$0	\$0	\$0	\$0	\$0
Sale of Assets	\$50,733	\$0	\$0	\$54,598	\$0
Revenue Totals	\$20,148,923	\$20,706,597	\$20,732,747	\$20,532,404	\$21,785,905
Expenditures					
Personal Services	\$5,035,146	\$5,290,915	\$5,290,915	\$5,106,535	\$5,463,787
Supplies	\$1,237,247	\$1,089,032	\$1,135,182	\$1,145,579	\$1,144,100
Purchased Services	\$11,202,214	\$12,224,101	\$12,290,201	\$11,664,691	\$12,951,692
Debt Service	\$83,427	\$15,194	\$15,194	\$15,194	\$0
Contributions & Other	\$0	\$0	\$0	\$0	\$0
Other	\$40	\$0	\$0	\$0	\$0
Internal Service	\$719,014	\$751,559	\$751,559	\$748,513	\$788,285
Capital Outlay	\$1,289,498	\$1,323,370	\$1,893,974	\$1,788,366	\$1,288,740
Transfer Out	\$0	\$0	\$0	\$0	\$0
Expenditures Totals	\$19,566,587	\$20,694,171	\$21,377,025	\$20,468,878	\$21,636,604
Revenue Over (Under) Expenditures	\$582,336	\$12,426	(\$644,278)	\$63,526	\$149,301
Unreserved Balances					
Beginning Balance - July 1	\$1,372,618	\$1,954,954	\$1,954,954	\$1,954,954	\$2,018,480
Net Change	\$582,336	\$12,426	(\$644,278)	\$63,526	(\$368,572)
Ending Balance - June 30	\$1,954,954	\$1,967,380	\$1,310,676	\$2,018,480	\$1,649,908
Reserved Balances					
Beginning Balance - July 1	\$1,936,490	\$1,936,490	\$1,936,490	\$1,936,490	\$1,936,490
Net Change	\$0	\$0	\$0	\$0	\$517,873
Ending Balance - June 30	\$1,936,490	\$1,936,490	\$1,936,490	\$1,936,490	\$2,454,363
Total Fund Balance	\$3,891,444	\$3,903,870	\$3,247,166	\$3,954,970	\$4,104,271

Central Garage Fund

City of Great Falls, Montana

	2018 Actual Amount	2019 Adopted Budget	2019 Amended Budget	2019 Projected Amount as of 6/03/2019	2020 Proposed Budget
Revenue					
Taxes	\$0	\$0	\$0	\$0	\$0
Licenses & Permits	\$0	\$0	\$0	\$0	\$0
Intergovernmental	\$0	\$0	\$0	\$0	\$0
Charges for Services	\$6,057	\$8,900	\$8,900	\$2,620	\$87,632
Fines & Forfeitures	\$0	\$0	\$0	\$0	\$0
Internal Service	\$3,431,680	\$3,068,712	\$3,068,712	\$3,068,712	\$3,133,077
Special Assessments	\$0	\$0	\$0	\$0	\$0
Investment Income	\$31,002	\$0	\$0	\$30,716	\$0
Other	\$424,253	\$99,000	\$125,150	\$351,838	\$99,000
Transfer In	\$0	\$0	\$0	\$0	\$0
Issuance of Debt	\$0	\$0	\$0	\$0	\$0
Sale of Assets	\$47,133	\$0	\$0	\$41,008	\$0
Revenue Totals	\$3,940,125	\$3,176,612	\$3,202,762	\$3,494,894	\$3,319,709
Expenditures					
Personal Services	\$867,241	\$902,385	\$902,385	\$909,328	\$945,613
Supplies	\$843,063	\$744,741	\$770,891	\$770,891	\$809,650
Purchased Services	\$92,232	\$91,626	\$133,802	\$133,802	\$86,425
Debt Service	\$0	\$0	\$0	\$0	\$0
Contributions & Other	\$0	\$0	\$0	\$0	\$0
Other	\$0	\$0	\$0	\$0	\$0
Internal Service	\$142,431	\$146,516	\$146,516	\$147,110	\$161,408
Capital Outlay	\$1,172,449	\$1,256,780	\$1,665,427	\$1,665,427	\$733,740
Transfer Out	\$0	\$0	\$0	\$0	\$0
Expenditures Totals	\$3,117,415	\$3,142,048	\$3,619,021	\$3,626,558	\$2,736,836
Revenue Over (Under) Expenditures	\$822,710	\$34,564	(\$416,259)	(\$131,664)	\$582,873
Unreserved Balances					
Beginning Balance - July 1	\$189,036	\$1,011,746	\$1,011,746	\$1,011,746	\$880,082
Net Change	\$822,710	\$34,564	(\$416,259)	(\$131,664)	\$0
Ending Balance - June 30	\$1,011,746	\$1,046,310	\$595,487	\$880,082	\$880,082
Reserved Balances					
Beginning Balance - July 1	\$1,557,899	\$1,557,899	\$1,557,899	\$1,557,899	\$1,557,899
Net Change	\$0	\$0	\$0	\$0	\$582,873
Ending Balance - June 30	\$1,557,899	\$1,557,899	\$1,557,899	\$1,557,899	\$2,140,772
Total Fund Balance	\$2,569,645	\$2,604,209	\$2,153,386	\$2,437,981	\$3,020,854

Information Technology Fund

City of Great Falls, Montana

	2018 Actual Amount	2019 Adopted Budget	2019 Amended Budget	2019 Projected Amount as of 6/03/2019	2020 Proposed Budget
Revenue					
Taxes	\$0	\$0	\$0	\$0	\$0
Licenses & Permits	\$0	\$0	\$0	\$0	\$0
Intergovernmental	\$0	\$0	\$0	\$0	\$0
Charges for Services	\$1,002	\$1,000	\$1,000	\$1,000	\$1,000
Fines & Forfeitures	\$0	\$0	\$0	\$0	\$0
Internal Service	\$1,333,229	\$1,387,694	\$1,387,694	\$1,387,694	\$1,449,284
Special Assessments	\$0	\$0	\$0	\$0	\$0
Investment Income	\$4,128	\$1,100	\$1,100	\$4,078	\$1,100
Other	\$3,041	\$3,000	\$3,000	\$13,507	\$3,000
Transfer In	\$25,000	\$0	\$0	\$0	\$0
Issuance of Debt	\$0	\$0	\$0	\$0	\$0
Sale of Assets	\$0	\$0	\$0	\$0	\$0
Revenue Totals	\$1,366,400	\$1,392,794	\$1,392,794	\$1,406,279	\$1,454,384
Expenditures					
Personal Services	\$637,465	\$672,001	\$672,001	\$641,499	\$673,879
Supplies	\$197,704	\$167,700	\$167,700	\$193,071	\$177,500
Purchased Services	\$542,128	\$440,570	\$440,570	\$425,052	\$500,715
Debt Service	\$0	\$0	\$0	\$0	\$0
Contributions & Other	\$0	\$0	\$0	\$0	\$0
Other	\$0	\$0	\$0	\$0	\$0
Internal Service	\$59,883	\$62,466	\$62,466	\$62,466	\$57,268
Capital Outlay	\$0	\$0	\$0	\$0	\$65,000
Transfer Out	\$0	\$0	\$0	\$0	\$0
Expenditures Totals	\$1,437,180	\$1,342,737	\$1,342,737	\$1,322,088	\$1,474,362
Revenue Over (Under) Expenditures	(\$70,780)	\$50,057	\$50,057	\$84,191	(\$19,978)
Unreserved Balances					
Beginning Balance - July 1	\$41,715	(\$29,064)	(\$29,064)	(\$29,064)	\$55,127
Net Change	(\$70,780)	\$50,057	\$50,057	\$84,191	\$45,022
Ending Balance - June 30	(\$29,064)	\$20,993	\$20,993	\$55,127	\$100,149
Reserved Balances					
Beginning Balance - July 1	\$213,953	\$213,953	\$213,953	\$213,953	\$213,953
Net Change	\$0	\$0	\$0	\$0	(\$65,000)
Ending Balance - June 30	\$213,953	\$213,953	\$213,953	\$213,953	\$148,953
Total Fund Balance	\$184,889	\$234,946	\$234,946	\$269,080	\$249,102

Information Technology Expenditures

City of Great Falls, Montana

Informaton Tech	2018 Actual Amount	2019 Adopted Budget	2019 Amended Budget	2019 Projected Amount as of 6/03/2019	2020 Proposed Budget
Personal Services	\$501,343	\$528,180	\$528,180	\$504,177	\$525,994
Supplies	\$22,134	\$10,700	\$10,700	\$10,700	\$10,500
Purchased Services	\$316,655	\$426,570	\$426,570	\$410,000	\$468,935
Debt Service	\$0	\$0	\$0	\$0	\$0
Contributions & Other	\$0	\$0	\$0	\$0	\$0
Other	\$0	\$0	\$0	\$0	\$0
Internal Service	\$42,312	\$46,187	\$46,187	\$46,187	\$46,922
Capital Outlay	\$0	\$0	\$0	\$0	\$0
Transfer Out	\$0	\$0	\$0	\$0	\$0
Total Information Tech	\$882,444	\$1,011,637	\$1,011,637	\$971,064	\$1,052,351

Mapping	2018 Actual Amount	2019 Adopted Budget	2019 Amended Budget	2019 Projected Amount as of 6/03/2019	2020 Proposed Budget
Personal Services	\$136,122	\$143,821	\$143,821	\$137,322	\$147,885
Supplies	\$2,054	\$7,000	\$7,000	\$5,000	\$17,000
Purchased Services	\$2,291	\$14,000	\$14,000	\$15,052	\$31,780
Debt Service	\$0	\$0	\$0	\$0	\$0
Contributions & Other	\$0	\$0	\$0	\$0	\$0
Other	\$0	\$0	\$0	\$0	\$0
Internal Service	\$17,571	\$16,279	\$16,279	\$16,279	\$10,346
Capital Outlay	\$0	\$0	\$0	\$0	\$0
Transfer Out	\$0	\$0	\$0	\$0	\$0
Total Mapping	\$158,038	\$181,100	\$181,100	\$173,653	\$207,011

Computer Equipment	2018 Actual Amount	2019 Adopted Budget	2019 Amended Budget	2019 Projected Amount as of 6/03/2019	2020 Proposed Budget
Personal Services	\$0	\$0	\$0	\$0	\$0
Supplies	\$173,516	\$150,000	\$150,000	\$177,371	\$150,000
Purchased Services	\$223,182	\$0	\$0	\$0	\$0
Debt Service	\$0	\$0	\$0	\$0	\$0
Contributions & Other	\$0	\$0	\$0	\$0	\$0
Other	\$0	\$0	\$0	\$0	\$0
Internal Service	\$0	\$0	\$0	\$0	\$0
Capital Outlay	\$0	\$0	\$0	\$0	\$65,000
Transfer Out	\$0	\$0	\$0	\$0	\$0
Total Computer Equipment	\$396,698	\$150,000	\$150,000	\$177,371	\$215,000

Insurance & Safety Fund

City of Great Falls, Montana

	2018 Actual Amount	2019 Adopted Budget	2019 Amended Budget	2019 Projected Amount as of 6/03/2019	2020 Proposed Budget
Revenue					
Taxes	\$0	\$0	\$0	\$0	\$0
Licenses & Permits	\$0	\$0	\$0	\$0	\$0
Intergovernmental	\$0	\$0	\$0	\$0	\$0
Charges for Services	\$0	\$0	\$0	\$0	\$0
Fines & Forfeitures	\$0	\$0	\$0	\$0	\$0
Internal Service	\$868,809	\$859,952	\$859,952	\$859,952	\$1,183,964
Special Assessments	\$0	\$0	\$0	\$0	\$0
Investment Income	\$7,404	\$0	\$0	\$8,493	\$7,500
Other	\$0	\$0	\$0	\$0	\$3,094
Transfer In	\$0	\$0	\$0	\$0	\$0
Issuance of Debt	\$0	\$0	\$0	\$0	\$0
Sale of Assets	\$3,600	\$0	\$0	\$0	\$0
Revenue Totals	\$879,813	\$859,952	\$859,952	\$868,445	\$1,194,558
Expenditures					
Personal Services	\$66,907	\$72,562	\$72,562	\$72,239	\$75,127
Supplies	\$17,236	\$6,800	\$26,800	\$25,445	\$6,780
Purchased Services	\$873,273	\$794,985	\$774,985	\$892,744	\$1,092,628
Debt Service	\$0	\$0	\$0	\$0	\$0
Contributions & Other	\$0	\$0	\$0	\$0	\$0
Other	\$0	\$0	\$0	\$0	\$0
Internal Service	\$11,023	\$12,548	\$12,548	\$12,548	\$12,589
Capital Outlay	\$55,990	\$17,000	\$17,000	\$22,281	\$65,000
Transfer Out	\$0	\$0	\$0	\$0	\$0
Expenditures Totals	\$1,024,429	\$903,895	\$903,895	\$1,025,257	\$1,252,124
Revenue Over (Under) Expenditures	(\$144,617)	(\$43,943)	(\$43,943)	(\$156,812)	(\$57,566)
Unreserved Balances					
Beginning Balance - July 1	\$907,188	\$762,571	\$762,571	\$762,571	\$605,759
Net Change	(\$144,617)	(\$43,943)	(\$43,943)	(\$156,812)	(\$57,566)
Ending Balance - June 30	\$762,571	\$718,628	\$718,628	\$605,759	\$548,193
Reserved Balances					
Beginning Balance - July 1	\$0	\$0	\$0	\$0	\$0
Net Change	\$0	\$0	\$0	\$0	\$0
Ending Balance - June 30	\$0	\$0	\$0	\$0	\$0
Total Fund Balance	\$762,571	\$718,628	\$718,628	\$605,759	\$548,193

Health & Benefits	2018 Actual Amount	2019 Adopted Budget	2019 Amended Budget	2019 Projected Amount as of 6/03/2019	2020 Proposed Budget
Revenue					
Taxes	\$0	\$0	\$0	\$0	\$0
Licenses & Permits	\$0	\$0	\$0	\$0	\$0
Intergovernmental	\$0	\$0	\$0	\$0	\$0
Charges for Services	\$8,973,647	\$10,026,485	\$10,026,485	\$9,390,688	\$10,383,928
Fines & Forfeitures	\$0	\$0	\$0	\$0	\$0
Internal Service	\$0	\$0	\$0	\$0	\$0
Special Assessments	\$0	\$0	\$0	\$0	\$0
Investment Income	\$8,299	\$5,000	\$5,000	\$14,909	\$5,000
Other	\$6,267	\$3,000	\$3,000	(\$3,761)	\$3,000
Transfer In	\$0	\$0	\$0	\$0	\$0
Issuance of Debt	\$0	\$0	\$0	\$0	\$0
Sale of Assets	\$0	\$0	\$0	\$0	\$0
Revenue Totals	\$8,988,214	\$10,034,485	\$10,034,485	\$9,401,836	\$10,391,928
Expenditures					
Personal Services	\$0	\$0	\$0	\$0	\$0
Supplies	\$0	\$0	\$0	\$0	\$0
Purchased Services	\$8,891,675	\$10,035,985	\$10,035,985	\$9,374,101	\$10,373,554
Debt Service	\$0	\$0	\$0	\$0	\$0
Contributions & Other	\$0	\$0	\$0	\$0	\$0
Other	\$0	\$0	\$0	\$0	\$0
Internal Service	\$1,363	\$1,455	\$1,455	\$1,455	\$1,528
Capital Outlay	\$0	\$0	\$0	\$0	\$0
Transfer Out	\$0	\$0	\$0	\$0	\$0
Expenditures Totals	\$8,893,038	\$10,037,440	\$10,037,440	\$9,375,556	\$10,375,082
Revenue Over (Under) Expenditures	\$95,176	(\$2,955)	(\$2,955)	\$26,280	\$16,846
Unreserved Balances					
Beginning Balance - July 1	(\$727,030)	(\$631,854)	(\$631,854)	(\$631,854)	(\$605,574)
Net Change	\$95,176	(\$2,955)	(\$2,955)	\$26,280	\$16,846
Ending Balance - June 30	(\$631,854)	(\$634,809)	(\$634,809)	(\$605,574)	(\$588,728)
Reserved Balances					
Beginning Balance - July 1	\$0	\$0	\$0	\$0	\$0
Net Change	\$0	\$0	\$0	\$0	\$0
Ending Balance - June 30	\$0	\$0	\$0	\$0	\$0
Total Fund Balance	(\$631,854)	(\$634,809)	(\$634,809)	(\$605,574)	(\$588,728)

	2018 Actual Amount	2019 Adopted Budget	2019 Amended Budget	2019 Projected Amount as of 6/03/2019	2020 Proposed Budget
Revenue					
Taxes	\$0	\$0	\$0	\$0	\$0
Licenses & Permits	\$0	\$0	\$0	\$0	\$0
Intergovernmental	\$3,000	\$0	\$0	\$0	\$0
Charges for Services	\$0	\$0	\$0	\$0	\$0
Fines & Forfeitures	\$0	\$0	\$0	\$0	\$0
Internal Service	\$493,329	\$538,960	\$538,960	\$538,960	\$552,116
Special Assessments	\$0	\$0	\$0	\$0	\$0
Investment Income	\$2,879	\$0	\$0	\$3,027	\$0
Other	\$0	\$0	\$0	\$0	\$0
Transfer In	\$0	\$0	\$0	\$0	\$0
Issuance of Debt	\$0	\$0	\$0	\$0	\$0
Sale of Assets	\$0	\$0	\$0	\$0	\$0
Revenue Totals	\$499,208	\$538,960	\$538,960	\$541,987	\$552,116
Expenditures					
Personal Services	\$418,941	\$431,973	\$431,973	\$434,546	\$452,336
Supplies	\$44,274	\$32,750	\$32,750	\$32,750	\$21,520
Purchased Services	\$14,200	\$27,275	\$27,275	\$17,000	\$29,900
Debt Service	\$0	\$0	\$0	\$0	\$0
Contributions & Other	\$0	\$0	\$0	\$0	\$0
Other	\$376	\$0	\$0	\$0	\$0
Internal Service	\$38,080	\$46,962	\$46,962	\$46,962	\$50,004
Capital Outlay	\$6,000	\$0	\$0	\$0	\$150,000
Transfer Out	\$0	\$0	\$0	\$0	\$0
Expenditures Totals	\$521,871	\$538,960	\$538,960	\$531,258	\$703,760
Revenue Over (Under) Expenditures	(\$22,663)	\$0	\$0	\$10,729	(\$151,644)
Unreserved Balances					
Beginning Balance - July 1	\$216,738	\$194,076	\$194,076	\$194,076	\$204,805
Net Change	(\$22,663)	\$0	\$0	\$10,729	(\$151,644)
Ending Balance - June 30	\$194,076	\$194,076	\$194,076	\$204,805	\$53,161
Reserved Balances					
Beginning Balance - July 1	\$0	\$0	\$0	\$0	\$0
Net Change	\$0	\$0	\$0	\$0	\$0
Ending Balance - June 30	\$0	\$0	\$0	\$0	\$0
Total Fund Balance	\$194,076	\$194,076	\$194,076	\$204,805	\$53,161

	2018 Actual Amount	2019 Adopted Budget	2019 Amended Budget	2019 Projected Amount as of 6/03/2019	2020 Proposed Budget
Revenue					
Taxes	\$0	\$0	\$0	\$0	\$0
Licenses & Permits	\$0	\$0	\$0	\$0	\$0
Intergovernmental	\$0	\$0	\$0	\$0	\$0
Charges for Services	\$0	\$0	\$0	\$0	\$0
Fines & Forfeitures	\$0	\$0	\$0	\$0	\$0
Internal Service	\$52,082	\$59,913	\$59,913	\$59,913	\$65,796
Special Assessments	\$0	\$0	\$0	\$0	\$0
Investment Income	\$265	\$0	\$0	\$346	\$0
Other	\$0	\$0	\$0	\$0	\$0
Transfer In	\$0	\$0	\$0	\$0	\$0
Issuance of Debt	\$0	\$0	\$0	\$0	\$0
Sale of Assets	\$0	\$0	\$0	\$0	\$0
Revenue Totals	\$52,347	\$59,913	\$59,913	\$60,259	\$65,796
Expenditures					
Personal Services	\$16,897	\$18,005	\$18,005	\$18,005	\$18,330
Supplies	\$0	\$0	\$0	\$0	\$0
Purchased Services	\$24,644	\$28,700	\$28,700	\$28,700	\$38,900
Debt Service	\$0	\$0	\$0	\$0	\$0
Contributions & Other	\$0	\$0	\$0	\$0	\$0
Other	\$0	\$0	\$0	\$0	\$0
Internal Service	\$2,168	\$2,259	\$2,259	\$2,259	\$2,500
Capital Outlay	\$0	\$0	\$0	\$0	\$0
Transfer Out	\$0	\$0	\$0	\$0	\$0
Expenditures Totals	\$43,708	\$48,964	\$48,964	\$48,964	\$59,730
Revenue Over (Under) Expenditures	\$8,639	\$10,949	\$10,949	\$11,295	\$6,066
Unreserved Balances					
Beginning Balance - July 1	\$12,651	\$21,290	\$21,290	\$21,290	\$32,585
Net Change	\$8,639	\$10,949	\$10,949	\$11,295	\$6,066
Ending Balance - June 30	\$21,290	\$32,239	\$32,239	\$32,585	\$38,651
Reserved Balances					
Beginning Balance - July 1	\$0	\$0	\$0	\$0	\$0
Net Change	\$0	\$0	\$0	\$0	\$0
Ending Balance - June 30	\$0	\$0	\$0	\$0	\$0
Total Fund Balance	\$21,290	\$32,239	\$32,239	\$32,585	\$38,651

	2018 Actual Amount	2019 Adopted Budget	2019 Amended Budget	2019 Projected Amount as of 6/03/2019	2020 Proposed Budget
Revenue					
Taxes	\$0	\$0	\$0	\$0	\$0
Licenses & Permits	\$0	\$0	\$0	\$0	\$0
Intergovernmental	\$0	\$0	\$0	\$0	\$0
Charges for Services	\$360	\$0	\$0	\$300	\$0
Fines & Forfeitures	\$0	\$0	\$0	\$0	\$0
Internal Service	\$1,630,216	\$1,702,895	\$1,702,895	\$1,702,895	\$1,804,089
Special Assessments	\$0	\$0	\$0	\$0	\$0
Investment Income	\$3,006	\$0	\$0	\$3,159	\$0
Other	\$196	\$0	\$0	\$0	\$0
Transfer In	\$0	\$0	\$0	\$0	\$0
Issuance of Debt	\$0	\$0	\$0	\$0	\$0
Sale of Assets	\$0	\$0	\$0	\$0	\$0
Revenue Totals	\$1,633,778	\$1,702,895	\$1,702,895	\$1,706,354	\$1,804,089
Expenditures					
Personal Services	\$1,022,191	\$1,122,679	\$1,122,679	\$983,661	\$1,178,498
Supplies	\$59,609	\$32,600	\$32,600	\$28,900	\$18,100
Purchased Services	\$342,840	\$364,295	\$364,295	\$364,295	\$371,025
Debt Service	\$0	\$0	\$0	\$0	\$0
Contributions & Other	\$0	\$0	\$0	\$0	\$0
Other	(\$336)	\$0	\$0	\$0	\$0
Internal Service	\$176,968	\$184,721	\$184,721	\$184,721	\$186,469
Capital Outlay	\$0	\$0	\$0	\$0	\$250,000
Transfer Out	\$0	\$0	\$0	\$0	\$0
Expenditures Totals	\$1,601,272	\$1,704,295	\$1,704,295	\$1,561,577	\$2,004,092
Revenue Over (Under) Expenditures	\$32,505	(\$1,400)	(\$1,400)	\$144,777	(\$200,003)
Unreserved Balances					
Beginning Balance - July 1	\$163,194	\$195,699	\$195,699	\$195,699	\$340,476
Net Change	\$32,505	(\$1,400)	(\$1,400)	\$144,777	(\$200,003)
Ending Balance - June 30	\$195,699	\$194,299	\$194,299	\$340,476	\$140,473
Reserved Balances					
Beginning Balance - July 1	\$0	\$0	\$0	\$0	\$0
Net Change	\$0	\$0	\$0	\$0	\$0
Ending Balance - June 30	\$0	\$0	\$0	\$0	\$0
Total Fund Balance	\$195,699	\$194,299	\$194,299	\$340,476	\$140,473

Finance Expenditures

City of Great Falls, Montana

Accounting	2018 Actual Amount	2019 Adopted Budget	2019 Amended Budget	2019 Projected Amount as of 6/03/2019	2020 Proposed Budget
Personal Services	\$463,767	\$519,872	\$519,872	\$511,854	\$545,460
Supplies	\$31,118	\$10,700	\$10,700	\$7,000	\$10,700
Purchased Services	\$76,114	\$78,255	\$78,255	\$78,255	\$78,255
Debt Service	\$0	\$0	\$0	\$0	\$0
Contributions & Other	\$0	\$0	\$0	\$0	\$0
Other	\$0	\$0	\$0	\$0	\$0
Internal Service	\$84,259	\$90,971	\$90,971	\$90,971	\$90,286
Capital Outlay	\$0	\$0	\$0	\$0	\$200,000
Transfer Out	\$0	\$0	\$0	\$0	\$0
	\$655,258	\$699,798	\$699,798	\$688,080	\$924,701

Payroll	2018 Actual Amount	2019 Adopted Budget	2019 Amended Budget	2019 Projected Amount as of 6/03/2019	2020 Proposed Budget
Personal Services	\$67,095	\$71,963	\$71,963	\$71,963	\$70,332
Supplies	\$5,844	\$1,900	\$1,900	\$1,900	\$1,900
Purchased Services	\$192	\$200	\$200	\$200	\$2,989
Debt Service	\$0	\$0	\$0	\$0	\$0
Contributions & Other	\$0	\$0	\$0	\$0	\$0
Other	\$0	\$0	\$0	\$0	\$0
Internal Service	\$7,310	\$7,839	\$7,839	\$7,839	\$8,024
Capital Outlay	\$0	\$0	\$0	\$0	\$0
Transfer Out	\$0	\$0	\$0	\$0	\$0
Total Payroll	\$80,441	\$81,902	\$81,902	\$81,902	\$83,245

Utility Billing	2018 Actual Amount	2019 Adopted Budget	2019 Amended Budget	2019 Projected Amount as of 6/03/2019	2020 Proposed Budget
Personal Services	\$480,779	\$519,727	\$519,727	\$388,727	\$550,702
Supplies	\$20,214	\$20,000	\$20,000	\$20,000	\$5,500
Purchased Services	\$221,566	\$241,980	\$241,980	\$241,980	\$243,635
Debt Service	\$0	\$0	\$0	\$0	\$0
Contributions & Other	\$0	\$0	\$0	\$0	\$0
Other	(\$336)	\$0	\$0	\$0	\$0
Internal Service	\$84,795	\$85,246	\$85,246	\$85,246	\$87,430
Capital Outlay	\$0	\$0	\$0	\$0	\$50,000
Transfer Out	\$0	\$0	\$0	\$0	\$0
Total Utility Billing	\$807,018	\$866,953	\$866,953	\$735,953	\$937,267

Finance Expenditures

City of Great Falls, Montana

Mail	2018 Actual Amount	2019 Adopted Budget	2019 Amended Budget	2019 Projected Amount as of 6/03/2019	2020 Proposed Budget
Personal Services	\$10,550	\$11,117	\$11,117	\$11,117	\$12,004
Supplies	\$2,433	\$0	\$0	\$0	\$0
Purchased Services	\$44,968	\$43,860	\$43,860	\$43,860	\$46,146
Debt Service	\$0	\$0	\$0	\$0	\$0
Contributions & Other	\$0	\$0	\$0	\$0	\$0
Other	\$0	\$0	\$0	\$0	\$0
Internal Service	\$604	\$665	\$665	\$665	\$729
Capital Outlay	\$0	\$0	\$0	\$0	\$0
Transfer Out	\$0	\$0	\$0	\$0	\$0
Total Mail	\$58,555	\$55,642	\$55,642	\$55,642	\$58,879

Engineering Fund

City of Great Falls, Montana

	2018 Actual Amount	2019 Adopted Budget	2019 Amended Budget	2019 Projected Amount as of 6/03/2019	2020 Proposed Budget
Revenue					
Taxes	\$0	\$0	\$0	\$0	\$0
Licenses & Permits	\$37,950	\$36,300	\$36,300	\$36,300	\$37,100
Intergovernmental	\$0	\$0	\$0	\$0	\$0
Charges for Services	\$82,617	\$138,100	\$138,100	\$227,205	\$137,800
Fines & Forfeitures	\$0	\$0	\$0	\$0	\$0
Internal Service	\$1,376,707	\$1,448,574	\$1,448,574	\$1,448,574	\$1,523,554
Special Assessments	\$0	\$0	\$0	\$0	\$0
Investment Income	\$1,474	\$0	\$0	\$695	\$0
Other	\$0	\$0	\$0	\$0	\$0
Transfer In	\$63,143	\$63,143	\$63,143	\$63,143	\$63,143
Issuance of Debt	\$0	\$0	\$0	\$0	\$0
Sale of Assets	\$0	\$0	\$0	\$13,590	\$0
Revenue Totals	\$1,561,891	\$1,686,117	\$1,686,117	\$1,789,507	\$1,761,597
Expenditures					
Personal Services	\$1,324,401	\$1,372,560	\$1,372,560	\$1,360,517	\$1,405,603
Supplies	\$30,138	\$36,700	\$36,700	\$24,655	\$44,100
Purchased Services	\$48,940	\$47,375	\$47,375	\$35,707	\$50,445
Debt Service	\$83,427	\$15,194	\$15,194	\$15,194	\$0
Contributions & Other	\$0	\$0	\$0	\$0	\$0
Other	\$0	\$0	\$0	\$0	\$0
Internal Service	\$222,918	\$220,165	\$220,165	\$220,165	\$232,883
Capital Outlay	\$23,385	\$31,590	\$56,919	\$50,658	\$7,000
Transfer Out	\$0	\$0	\$0	\$0	\$0
Expenditures Totals	\$1,733,209	\$1,723,584	\$1,748,913	\$1,706,896	\$1,740,031
Revenue Over (Under) Expenditures	(\$171,318)	(\$37,467)	(\$62,796)	\$82,611	\$21,566
Unreserved Balances					
Beginning Balance - July 1	\$184,592	\$13,274	\$13,274	\$13,274	\$95,885
Net Change	(\$171,318)	(\$37,467)	(\$62,796)	\$82,611	\$21,566
Ending Balance - June 30	\$13,274	(\$24,193)	(\$49,522)	\$95,885	\$117,451
Reserved Balances					
Beginning Balance - July 1	\$62,251	\$62,251	\$62,251	\$62,251	\$62,251
Net Change	\$0	\$0	\$0	\$0	\$0
Ending Balance - June 30	\$62,251	\$62,251	\$62,251	\$62,251	\$62,251
Total Fund Balance	\$75,525	\$38,058	\$12,729	\$158,136	\$179,702

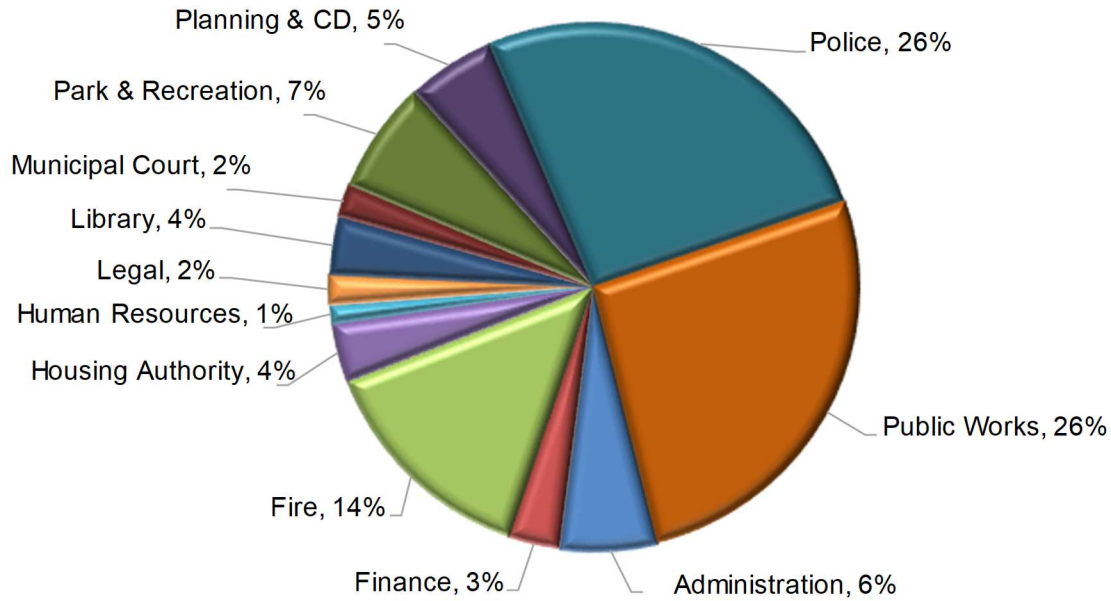
	2018 Actual Amount	2019 Adopted Budget	2019 Amended Budget	2019 Projected Amount as of 6/03/2019	2020 Proposed Budget
Revenue					
Taxes	\$0	\$0	\$0	\$0	\$0
Licenses & Permits	\$0	\$0	\$0	\$0	\$0
Intergovernmental	\$0	\$0	\$0	\$0	\$0
Charges for Services	\$0	\$0	\$0	\$0	\$0
Fines & Forfeitures	\$0	\$0	\$0	\$0	\$0
Internal Service	\$631,308	\$656,372	\$656,372	\$656,372	\$637,685
Special Assessments	\$0	\$0	\$0	\$0	\$0
Investment Income	\$4,091	\$0	\$0	\$4,409	\$0
Other	\$930	\$0	\$0	\$0	\$0
Transfer In	\$0	\$0	\$0	\$0	\$0
Issuance of Debt	\$0	\$0	\$0	\$0	\$0
Sale of Assets	\$0	\$0	\$0	\$0	\$0
Revenue Totals	\$636,328	\$656,372	\$656,372	\$660,781	\$637,685
Expenditures					
Personal Services	\$382,865	\$379,923	\$379,923	\$367,913	\$392,226
Supplies	\$17,080	\$40,719	\$40,719	\$42,845	\$40,200
Purchased Services	\$125,111	\$161,705	\$205,629	\$161,705	\$142,400
Debt Service	\$0	\$0	\$0	\$0	\$0
Contributions & Other	\$0	\$0	\$0	\$0	\$0
Other	\$0	\$0	\$0	\$0	\$0
Internal Service	\$47,659	\$53,404	\$53,404	\$49,764	\$62,589
Capital Outlay	\$26,075	\$18,000	\$154,628	\$50,000	\$18,000
Transfer Out	\$0	\$0	\$0	\$0	\$0
Expenditures Totals	\$598,790	\$653,751	\$834,303	\$672,227	\$655,415
Revenue Over (Under) Expenditures	\$37,539	\$2,621	(\$177,931)	(\$11,446)	(\$17,730)
Unreserved Balances					
Beginning Balance - July 1	\$252,415	\$289,954	\$289,954	\$289,954	\$278,508
Net Change	\$37,539	\$2,621	(\$177,931)	(\$11,446)	(\$17,730)
Ending Balance - June 30	\$289,954	\$292,575	\$112,023	\$278,508	\$260,778
Reserved Balances					
Beginning Balance - July 1	\$5,271	\$5,271	\$5,271	\$5,271	\$5,271
Net Change	\$0	\$0	\$0	\$0	\$0
Ending Balance - June 30	\$5,271	\$5,271	\$5,271	\$5,271	\$5,271
Total Fund Balance	\$295,225	\$297,846	\$117,294	\$283,779	\$266,049

Civic Center Facility Services Fund

City of Great Falls, Montana

	2018 Actual Amount	2019 Adopted Budget	2019 Amended Budget	2019 Projected Amount as of 6/03/2019	2020 Proposed Budget
Revenue					
Taxes	\$0	\$0	\$0	\$0	\$0
Licenses & Permits	\$0	\$0	\$0	\$0	\$0
Intergovernmental	\$0	\$0	\$0	\$0	\$0
Charges for Services	\$0	\$0	\$0	\$0	\$0
Fines & Forfeitures	\$0	\$0	\$0	\$0	\$0
Internal Service	\$587,249	\$598,497	\$598,497	\$598,497	\$604,043
Special Assessments	\$0	\$0	\$0	\$0	\$0
Investment Income	\$3,245	\$0	\$0	\$3,239	\$0
Other	\$326	\$0	\$0	\$326	\$0
Transfer In	\$0	\$0	\$0	\$0	\$0
Issuance of Debt	\$0	\$0	\$0	\$0	\$0
Sale of Assets	\$0	\$0	\$0	\$0	\$0
Revenue Totals	\$590,819	\$598,497	\$598,497	\$602,062	\$604,043
Expenditures					
Personal Services	\$298,239	\$318,827	\$318,827	\$318,827	\$322,175
Supplies	\$28,142	\$27,022	\$27,022	\$27,022	\$26,250
Purchased Services	\$247,173	\$231,585	\$231,585	\$231,585	\$265,700
Debt Service	\$0	\$0	\$0	\$0	\$0
Contributions & Other	\$0	\$0	\$0	\$0	\$0
Other	\$0	\$0	\$0	\$0	\$0
Internal Service	\$16,521	\$21,063	\$21,063	\$21,063	\$21,047
Capital Outlay	\$5,600	\$0	\$0	\$0	\$0
Transfer Out	\$0	\$0	\$0	\$0	\$0
Expenditures Totals	\$595,675	\$598,497	\$598,497	\$598,497	\$635,172
Revenue Over (Under) Expenditures	(\$4,856)	\$0	\$0	\$3,565	(\$31,129)
Unreserved Balances					
Beginning Balance - July 1	\$132,117	\$127,262	\$127,262	\$127,262	\$130,827
Net Change	(\$4,856)	\$0	\$0	\$3,565	(\$31,129)
Ending Balance - June 30	\$127,262	\$127,262	\$127,262	\$130,827	\$99,698
Reserved Balances					
Beginning Balance - July 1	\$97,116	\$97,116	\$97,116	\$97,116	\$97,116
Net Change	\$0	\$0	\$0	\$0	\$0
Ending Balance - June 30	\$97,116	\$97,116	\$97,116	\$97,116	\$97,116
Total Fund Balance	\$224,378	\$224,378	\$224,378	\$227,943	\$196,814

FY2020 Proposed FTE Count



	FY 2018 Actual	FY 2019 Amended	FY 2020 Proposed
Administration	30.07	30.07	30.07
Finance	16.10	16.10	16.10
Fire	72.00	71.00	71.00
Housing Authority	18.50	18.50	18.50
Human Resources	5.60	5.60	5.60
Legal	9.00	9.29	9.29
Library	17.80	17.80	17.80
Municipal Court	8.50	9.00	10.49
Park & Recreation	37.05	37.78	34.93
Planning & Community Development	26.73	28.50	27.50
Police	132.00	132.00	133.00
Public Works	134.76	134.76	134.21
Total Full & Part-Time Positions¹	508.11	510.40	508.49

¹ Temporary and part-time seasonal employees not included.

Proposed Changes to FTE Counts in FY20

City of Great Falls, Montana

General Fund

Municipal Court	Moved Sub-judges to personal services	0.09
	Added part-time judge as of January 1, 2020	0.40
	Added full-time clerk as of January 1, 2020	1.00
	Total Change for Municipal Court	<u>1.49</u>
Police	Moved Custodian from Dispatch	0.33
	Add full-time Bailiff as of January 1, 2020	1.00
	Total Change for Police	<u>1.33</u>
Park & Recreation	Moved Pool Specialist, Carpenter, and Plumber from Natatorium	0.25
	Moved Park Maintenance Mechanic from Golf	0.08
	Total Change for Park & Recreation	<u>0.33</u>

Total General Fund Change in FTEs	3.15
--	-------------

Park & Recreation

Park District	Added 2 Arborists and 1 Park Maintenance Worker	3.00
Golf Courses	Removed Golf Courses FTE (Transferred .08 to Parks General Fund)	(5.20)
Recreation Center	Removed hours for DeMolay Café	(0.73)
Swimming Pool	Moved Pool Specialist, Carpenter, and Plumbers to Parks General Fund	(0.25)
	Total Change for Park & Recreation	<u>(3.18)</u>

Planning & CD

Permits	Removed office position	(1.00)
Federal Block Grant	Change of distribution of Directors salary	0.05
Federal Home Grant	Change of distribution of Directors salary	(0.05)
Parking	Change of distribution of Directors salary	0.10
Civic Center Facility	Change of distribution of Directors salary	(0.10)
	Total Change for Planning & CD	<u>(1.00)</u>

Police

Dispatch	Moved Custodian to Police Support Services	(0.33)
	Total Change for Police	<u>(0.33)</u>

Public Works

Street	Removed Traffic Division Supervisor position	(1.00)
Engineering	Removed part-time Engineering Intern	(0.11)
Water	Changed part-time Lab Tech position to full-time	0.56
	Total Change for Public Works	<u>(0.55)</u>

Total Other Funds Change in FTEs	(5.06)
---	---------------

Total Change in FTEs	(1.91)
-----------------------------	---------------

FTEs by Department and Division

City of Great Falls, Montana

	FY 2018 Actual	FY 2019 Amended	FY 2020 Adopted
Administration			
Mayor/City Commission	1.25	1.25	1.25
City Manager	3.00	3.00	3.00
City Clerk	2.00	2.00	2.00
Neighborhood Council	1.00	1.00	1.00
Animal Shelter Operations	10.28	10.28	10.28
Information Technology	8.00	8.00	8.00
Mansfield Events	4.54	4.54	4.54
Administration Department Total	30.07	30.07	30.07
Fire			
Operations	66.60	66.60	66.50
Prevention	4.40	4.40	4.50
Emergency & Disaster	1.00	-	-
Fire Department Total	72.00	71.00	71.00
Finance			
Accounting	6.30	6.30	6.30
Payroll	1.15	1.15	1.15
Utilities	8.40	8.40	8.40
Mail	0.25	0.25	0.25
Information Tech (moved to Admin in FY18)	-	-	-
Finance Department Total	16.10	16.10	16.10
Human Resources	5.60	5.60	5.60
Human Resources Department Total	5.60	5.60	5.60
Housing Authority	18.50	18.50	18.50
Housing Authority Department Total	18.50	18.50	18.50
Legal	9.00	9.29	9.29
Legal Department Total	9.00	9.29	9.29
Library	17.80	17.80	17.80
Library Department Total	17.80	17.80	17.80
Municipal Court	8.50	9.00	10.49
Municipal Court Department Total	8.50	9.00	10.49
Park & Recreation			
Park Areas	10.67	10.67	11.00
Administration	5.00	5.00	5.00
Trails Maintenance	1.00	1.00	1.00
Park Maintenance District	-	-	3.00
Golf	5.20	5.20	-
Natural Resources	5.00	5.00	5.00
Recreation	4.78	5.51	4.78
Swimming Pools	5.40	5.40	5.15
Park & Recreation Department Total	37.05	37.78	34.93

FTEs by Department and Division (continued)

City of Great Falls, Montana

	FY 2018 Actual	FY 2019 Amended	FY 2020 Adopted
Planning & Community Development			
Building Permits	10.46	12.30	11.30
Licenses	0.80	-	-
Federal Block Grant	1.98	2.45	2.50
Federal Home Grant	0.25	0.35	0.30
Parking	0.80	0.50	0.60
Civic Center Facilities Admin	4.25	4.30	4.20
Planning/Historic Preservation	8.19	8.60	8.60
Planning & CD Department Total	26.73	28.50	27.50
Police			
Admin	1.75	1.75	2.75
Patrol	59.00	59.00	65.00
Detectives	23.00	23.00	19.00
Support Services	12.67	12.67	12.00
Records Bureau	11.00	11.00	10.00
HIDTA Task Force	1.00	1.00	1.00
Dispatch Services	23.58	23.58	23.25
Police Department Total	132.00	132.00	133.00
Public Works			
Street			
Street Maintenance	27.81	27.81	27.81
Traffic	6.00	6.00	5.00
Public Works Admin	4.00	4.00	4.00
Engineering	15.23	15.23	15.12
Water			
Lab Testing	1.44	1.44	2.00
Purification	14.00	14.00	14.00
Distribution	19.33	19.33	19.33
Sewer			
Sewer Treatment	0.25	0.25	0.25
Sewer Collection	10.78	10.78	10.78
Environmental Compliance	2.40	2.40	2.40
Storm Drain	3.55	3.55	3.55
Sanitation			
Residential	9.52	9.52	9.53
Commercial	8.52	8.52	8.51
Central Garage	11.93	11.93	11.93
Public Works Department Total	134.76	134.76	134.21
Total All Departments	508.11	510.40	508.49
Park & Recreation Seasonal / Temporary	43.79	40.26	41.16
Public Works Seasonal / Temporary	2.79	2.44	2.44
Seasonal / Temporary Total	46.58	42.70	43.60
Total	554.69	553.10	552.09

FTEs by Fund

City of Great Falls, Montana

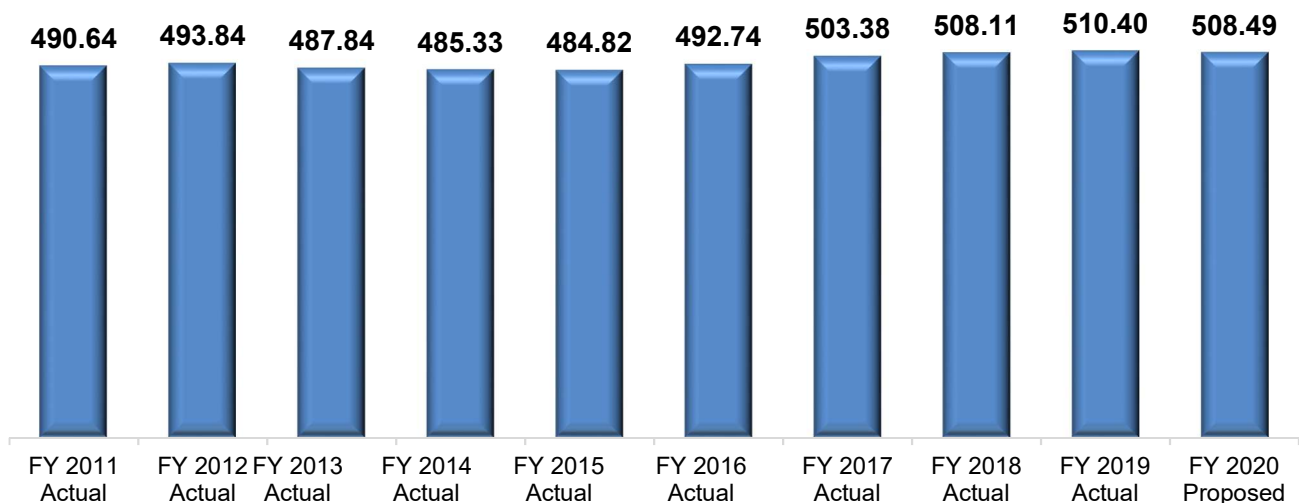
	FY 2018 Actual	FY 2019 Amended	FY 2020 Proposed
General Fund			
Mayor/City Commission	1.25	1.25	1.25
Municipal Court	8.50	9.00	10.49
City Manager	3.00	3.00	3.00
City Clerk	2.00	2.00	2.00
Neighborhood Council	1.00	1.00	1.00
Animal Shelter Operations	10.28	10.28	10.28
Legal	9.00	9.29	9.29
Police	107.42	107.42	108.75
Fire	72.00	71.00	71.00
Park & Recreation	16.67	16.67	17.00
General Fund Total	231.12	230.91	234.06
Other Funds			
Administration Department Funds (Outside of General Fund)			
Information Technology Fund	8.00	8.00	8.00
Civic Center Events Fund	4.54	4.54	4.54
Finance Fund	16.10	16.10	16.10
Human Resources Funds			
Human Resources Fund	4.60	4.60	4.60
Insurance & Safety Fund	1.00	1.00	1.00
Housing Authority Fund	18.50	18.50	18.50
Library Fund	17.80	17.80	17.80
Park & Recreation Funds (Outside of General Fund)			
Park Maintenance District	-	-	3.00
Golf	5.20	5.20	-
Natural Resources	5.00	5.00	5.00
Recreation	4.78	5.51	4.78
Swimming Pool	5.40	5.40	5.15
Planning & Community Development Funds			
Permits Fund	10.46	12.30	11.30
Licenses Fund	0.80	-	-
Federal Block Grant Fund	1.98	2.45	2.50
Federal Home Grant Fund	0.25	0.35	0.30
Parking Fund	0.80	0.50	0.60
Civic Center Facility Admin Fund	4.25	4.30	4.20
Planning & Community Development Fund	8.19	8.60	8.60

FTEs by Fund (continued)

City of Great Falls, Montana

	FY 2018 Actual	FY 2019 Amended	FY 2020 Proposed
Police Department Funds (Outside of General Fund)			
HIDTA Task Force	1.00	1.00	1.00
Dispatch Services	23.58	23.58	23.25
Public Works Funds			
Street			
Street Maintenance	27.81	27.81	27.81
Traffic	6.00	6.00	5.00
Public Works Admin	4.00	4.00	4.00
Engineering	15.23	15.23	15.12
Water			
Lab Testing	1.44	1.44	2.00
Purification	14.00	14.00	14.00
Distribution	19.33	19.33	19.33
Sewer			
Sewer Treatment	0.25	0.25	0.25
Sewer Collection	10.78	10.78	10.78
Environmental Compliance	2.40	2.40	2.40
Storm Drain	3.55	3.55	3.55
Sanitation			
Residential	9.52	9.53	9.53
Commercial	8.52	8.51	8.51
Central Garage	11.93	11.93	11.93
Total Other Funds			
	276.99	279.49	274.43
Total All Funds			
	508.11	510.40	508.49
Total Seasonal / Temporary			
	46.58	42.70	43.60
Total			
	554.69	553.10	552.09

10 Year History of FTEs



Proposed Capital Expenditures by Category

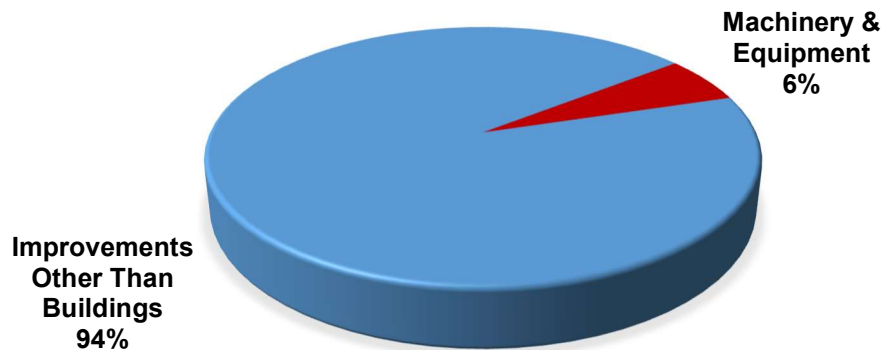
City of Great Falls, Montana

Fund	TOTAL	Improvements	Machinery & Equipment
Street District			
Street Maintenance	\$3,363,989	\$3,363,989	\$0
Street District Totals	\$3,363,989	\$3,363,989	\$0
Gas Tax BaRSAA			
Street Maintenance	\$800,000	\$800,000	\$0
Gas Tax BaRSAA Totals	\$800,000	\$800,000	\$0
Park & Rec Special Revenue			
Park & Rec Special Revenue	\$136,940	\$136,940	\$0
Park & Rec Special Revenue Totals	\$136,940	\$136,940	\$0
Library			
Library	\$265,000	\$265,000	\$0
Library Totals	\$265,000	\$265,000	\$0
Natural Resources			
Natural Resources - Blvd	\$66,720	\$0	\$66,720
Natural Resources Totals	\$66,720	\$0	\$66,720
East Industrial Ag Tech Park			
General Admin	\$258,178	\$258,178	\$0
East Industrial Ag Tech Park Totals	\$258,178	\$258,178	\$0
Park Maintenance District			
Park Maintenance District	\$259,000	\$0	\$259,000
Park Maintenance District Totals	\$259,000	\$0	\$259,000
Federal Block Grant			
Block Grant Projects	\$190,176	\$190,176	\$0
Federal Block Grant Totals	\$190,176	\$190,176	\$0
Water			
Water - Equip Revolving Schedule	\$66,340	\$0	\$66,340
Water - Purification	\$4,577,831	\$4,577,831	\$0
Water - Distribution	\$9,108,890	\$9,108,890	\$0
Water Totals	\$13,753,061	\$13,686,721	\$66,340
Sewer			
Sewer - Equip Revolving Schedule	\$77,465	\$0	\$77,465
Sewer - Treatment	\$2,703,132	\$2,703,132	\$0
Sewer - Collection	\$1,469,069	\$1,469,069	\$0
Sewer Totals	\$4,249,666	\$4,172,201	\$77,465
Storm Drain			
MS 4 Phase II Upgrades	\$200,000	\$200,000	\$0
Storm Drain - Collection	\$1,945,986	\$1,945,986	\$0
Storm Drain Totals	\$2,145,986	\$2,145,986	\$0

Proposed Capital Expenditures by Category

City of Great Falls, Montana

Fund	TOTAL	Improvements	Machinery & Equipment
Sanitation			
Sanitation - Commercial	\$50,000	\$50,000	\$0
Sanitation - Residential	\$50,000	\$50,000	\$0
Sanitation Totals	\$100,000	\$100,000	\$0
Information Technology			
IT. - Equip Revolv.	\$65,000	\$0	\$65,000
Information Technology Totals	\$65,000	\$0	\$65,000
Central Garage			
Central Garage - Equip Revolving	\$733,740	\$100,000	\$633,740
Central Garage Totals	\$733,740	\$100,000	\$633,740
Finance			
Utility Billing	\$50,000	\$0	\$50,000
Finance	\$200,000	\$0	\$200,000
Finance Totals	\$250,000	\$0	\$250,000
Insurance & Safety			
Insurance & Safety	\$65,000	\$65,000	\$0
Insurance & Safety Totals	\$65,000	\$65,000	\$0
Human Resources			
Human Resources	\$150,000	\$0	\$150,000
Human Resources Totals	\$150,000	\$0	\$150,000
Engineering			
Engineering - Equip Revolving	\$0	\$0	\$0
Engineering	\$7,000	\$0	\$7,000
Engineering Totals	\$7,000	\$0	\$7,000
Public Works Admin			
Public Works Admin	\$18,000	\$18,000	\$0
Public Works Admin Totals	\$18,000	\$18,000	\$0
Total All Budgeted Funds	\$26,877,456	\$25,302,191	\$1,575,265



Street Fund	Project Budget
5 blocks of Water Main Street Reconstruction	\$1,500,000
24th Avenue South	\$58,000
43rd Street	\$205,000
Encino Drive	\$557,000
Skyline Drive	\$415,000
Internal Engineering	\$273,989
Professional Engineering	\$5,000
Unscheduled Development	\$250,000
Street Building Improvements	\$100,000
Total Street Fund	\$3,363,989
Gas Tax BaRSAA Fund	
3 Blocks of Water Main Street Reconstruction	\$800,000
Total Gas Tax BaRSAA Fund	\$800,000
Water Fund - Purification	
Filter Media Replacement & Upgrade	\$4,000,000
Misc Water Treatment Plant Improvements	\$200,000
Sunnyside Site Purchase	\$100,000
Unscheduled Development	\$150,000
Internal Engineering	\$127,831
Total Water Purification	\$4,577,831
Water Fund - Distribution	
Belview PRV Relocation	\$150,000
Lower Northside Water Main Replacement	\$1,000,000
Lower Southside Water Main Replacement Ph 3	\$1,000,000
South River Crossing Construction	\$6,500,000
Internal Engineering	\$308,890
Unscheduled Development	\$150,000
Total Water Distribution	\$9,108,890
Total Water Fund	\$13,686,721
Sewer Fund - Collection	
6th Street & 3rd Street 48" amd 36" Trunk Main Rehab	\$100,000
Manhole Rehab	\$100,000
Miscellaneous Sewer Rehab	\$1,000,000
Internal Engineering	\$169,069
Unscheduled Development	\$100,000
Total Sewer Collection	\$1,469,069

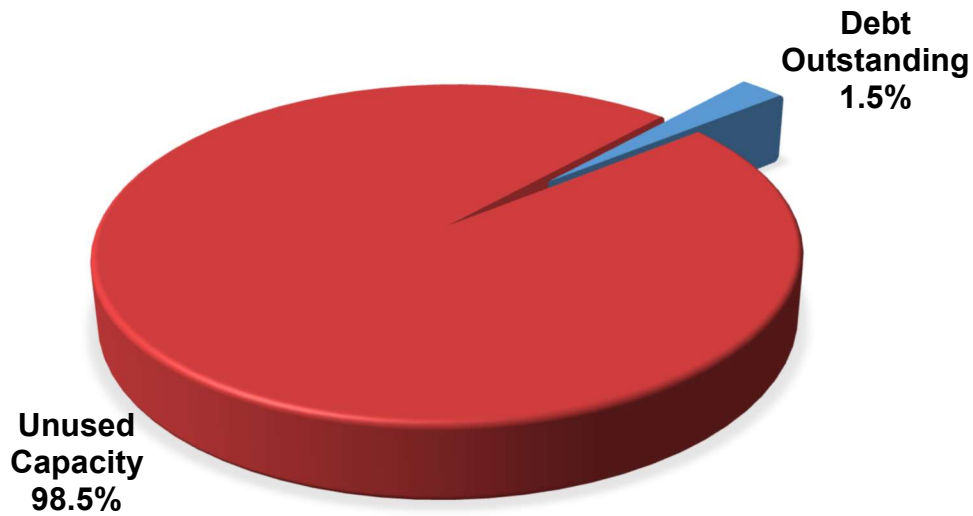
Sewer Fund - Treatment	<u>Project Budget</u>
2400 KV Replacements Engineering and Construction	\$400,000
Lift Station No.1 Rehab and Crossing Study	\$100,000
Solids Corrosion Control HVAC Upgrades Engineering	\$75,000
Miscellaneous Capital (Veolia Contract)	\$150,000
Miscellaneous Capital	\$150,000
Westside Pump Station/ Headworks Rehab	\$1,750,000
Internal Engineering	\$78,132
Total Sewer Treatment	<u>\$2,703,132</u>
Total Sewer Fund	<u>\$4,172,201</u>
Storm Drain Fund - MS4 Phase II Upgrades	
MS-4 Phase II Regional Facilities	\$200,000
Total Storm Drain MS4 Phase II Upgrades	<u>\$200,000</u>
Storm Drain Fund - Collection	
21st Avenue South Pond	\$200,000
Central Avenue Drainage Improvement Ph 3	\$0
Lower 9th Avenue South Basin Study	\$0
Miscellaneous Inlet & Valley Gutter	\$50,000
South of Great Falls North Basin Storm Drain Improveents	\$800,000
Smith Coulee Pond	\$400,000
Internal Engineering	\$295,986
Unscheduled Development	\$200,000
Total Storm Drain Collections	<u>\$1,945,986</u>
Total Storm Drain Fund	<u>\$2,145,986</u>
Park Maintenance	
Arborist (2)	\$152,970
Forestry Equipment	\$259,000
Elk's Riverside trail	\$308,000
Irrigation upgrades manual to auto	\$70,000
ADA Park restroom	\$250,000
Forestry ERS	\$46,500
Professional Services	\$100,000
Rivers Edge Trail matching funds	\$10,000
Tree planting	\$10,000
Turf maintenance (fertilizer/ herbicide, seasonal labor)	\$77,702
Park laborer (full time)	\$67,111
Contingency / operations / professional services	\$148,717
Total Park Maintenance Projects	<u>\$1,500,000</u>

Units Purchased from Central Garage Fund

Department	Number of Units	Description of Unit	Number of Years Deferred	Unit Cost	Total Cost
Capital Purchases					
Fire	1	Fire SUV Command Unit	0	\$39,870	\$39,870
Police	6	Patrol Units	0	\$36,570	\$219,420
	2	Police Units (BNSF Accident)	0	\$36,570	\$73,140
Parks	2	Front Deck Mower	2	\$22,500	\$45,000
	1	Snow Plow 3/4 Ton	0	\$6,500	\$6,500
Street	1	Street Sweeper	2	\$194,460	\$194,460
	1	1 Ton Dump Truck	0	\$45,570	\$45,570
	1	Concrete Saw	4	\$9,780	\$9,780
	15	Total Capital Purchases			\$633,740
Non Capital Purchases					
Police	5	Watch Guard Video System	0	\$5,000	\$25,000
	1	Equipment	0	\$27,810	\$27,810
Parks	1	Snow Blower (Toolcat)	0	\$5,000	\$5,000
	1	Box Broom (Toolcat)	0	\$5,000	\$5,000
	8	Total Non Capital Purchases			\$62,810
	23	Total Central Garage Purchases			\$696,550

Units Purchased from Other Funds

Department	Number of Units	Description of Unit	Number of Years Deferred	Unit Cost	Total Cost
Water Distribution	1	Dump Truck 1 Ton	1	\$45,080	\$45,080
Water Plant	1	Complex Mower	0	\$21,260	\$21,260
Sewer	1	Work Cart/ Trailer	0	\$29,325	\$29,325
	1	Backup Generator	0	\$48,140	\$48,140
Park Maintenance District	1	Forestry Aerial Bucket	0	\$150,000	\$150,000
	1	Tow Behind Chipper	0	\$40,000	\$40,000
	1	Chip Truck 2 Ton	0	\$69,000	\$69,000
Natural Resources	3	Leaf Blowers	10	\$22,240	\$66,720
	10	Units Purchased from Other Funds			\$469,525
	33	Total Equipment Purchased			\$1,166,075



General Obligation Debt Capacity

Market Valuations - Real & Personal Property (Based on Certified Taxable Valuation dated September 4, 2018)	\$ 5,761,235,361
General Obligation Debt	
Debt Limit - 2.5% of Total Assessed Value	\$ 144,030,884
General Obligation Bonded Debt Outstanding	<u>\$ 2,097,607</u>
Unused Legal Debt Capacity	\$ 141,933,277

Non - Voted GO Debt Capacity

2 Criteria for Issuing Non-Voted GO Debt

1. Maximum Principal Amount of Obligation Allowed	\$ 3,072,598
2. Maximum Annual Debt Service Allowed	
Current Annual Debt Service	<u>\$ 233,933</u>
Unused Annual Debt Service Capacity	\$ 348,971

Long Term Debt Schedule

City of Great Falls, Montana

Original Issuance Information							Current Year Information				2020 Interest Payment/ Expense
Name of Issue	Type of Debt	Date of Issue	Final Maturity Date	Rate	Range	Total Issue	Beginning Balance 7/1/2019	Additional Issues	Principal to be Retired	Ending Balance 6/30/2020	
General Fund											
Fire		INTERCAP									
Fire Truck Purchase		12/11/15	02/15/26	3.15%	variable	\$ 802,000	\$ 509,301	\$ -	\$ 70,065	\$ 439,236	\$ 16,570
Total General Fund						<u>\$ 802,000</u>	<u>\$ 509,301</u>	<u>\$ -</u>	<u>\$ 70,065</u>	<u>\$ 439,236</u>	<u>\$ 16,570</u>
Master Debt SILD Fund											
Meadowlark Addition #5		INTERCAP									
SILD No.	1310	05/30/08	08/15/23	3.15%	variable	\$ 29,900	\$ 137	\$ -	\$ 137	\$ -	\$ 3
Stone Meadows #2		INTERCAP									
SILD No.	1309	07/31/15	08/15/30	3.15%	variable	\$ 58,000	\$ 34,137	\$ -	\$ 3,086	\$ 31,051	\$ 1,127
Total Mast Debt SILD Fund						<u>\$ 87,900</u>	<u>\$ 34,274</u>	<u>\$ -</u>	<u>\$ 3,223</u>	<u>\$ 31,051</u>	<u>\$ 1,130</u>
Improvement District Revolving Fund											
Medical Tech Park (Util)											
SID No.	1301	05/15/05	05/24/20	4.70%	4.6% to 5.0%	\$ 630,000	\$ 35,000	\$ -	\$ -	\$ 35,000	\$ 3,000
Total Improvement District Revolving Fund						<u>\$ 630,000</u>	<u>\$ 35,000</u>	<u>\$ -</u>	<u>\$ -</u>	<u>\$ 35,000</u>	<u>\$ 3,000</u>
Soccer Park Bonds Fund											
2014A General Obligation Bonds											
General Obligation		04/03/14	07/01/24	2.00%	2.0% to 2.55%	\$ 1,480,000	\$ 765,000	\$ -	\$ 145,000	\$ 620,000	\$ 17,649
Total Soccer Park Bonds Fund						<u>\$ 1,480,000</u>	<u>\$ 765,000</u>	<u>\$ -</u>	<u>\$ 145,000</u>	<u>\$ 620,000</u>	<u>\$ 17,649</u>
West Bank TID Fund											
2009 Tax Increment Bond West Bank Park											
Tax Incr.		07/30/09	07/01/34	4.50%	3.0% to 5.8%	\$ 2,000,000	\$ 1,505,000	\$ -	\$ 70,000	\$ 1,435,000	\$ 83,810
2012 Tax Increment Subordinate Debt											
Tax Incr.		02/01/12	07/01/32	2.00%	2.0% to 4.0%	\$ 855,000	\$ 610,000	\$ -	\$ 40,000	\$ 570,000	\$ 22,355
Total West Bank TID Fund						<u>\$ 2,855,000</u>	<u>\$ 2,115,000</u>	<u>\$ -</u>	<u>\$ 110,000</u>	<u>\$ 2,005,000</u>	<u>\$ 106,165</u>
General Obligation Taxable Bonds Fund											
2014 Limited Tax General Obligation Refunding Bonds Taxable											
General Obligation		04/03/14	07/01/22	1.15%	1.0% to 3.6%	\$ 1,065,000	\$ 415,000	\$ -	\$ 135,000	\$ 280,000	\$ 13,545
Total General Obligation Taxable Bonds Fund						<u>\$ 1,065,000</u>	<u>\$ 415,000</u>	<u>\$ -</u>	<u>\$ 135,000</u>	<u>\$ 280,000</u>	<u>\$ 13,545</u>
State Special Projects Fund											
ADF/MBOI											
Loans Payable		04/18/14	04/15/29	1.98%		\$ 4,999,800	\$ 3,449,160	\$ -	\$ 311,749	\$ 3,137,411	\$ 71,653
Total State Special Projects Fund						<u>\$ 4,999,800</u>	<u>\$ 4,659,751</u>	<u>\$ -</u>	<u>\$ 311,749</u>	<u>\$ 3,137,411</u>	<u>\$ 71,653</u>

Long Term Debt Schedule

City of Great Falls, Montana

Original Issuance Information							Current Year Information				2020 Interest Payment/ Expense
Name of Issue	Type of Debt	Date of Issue	Final Maturity Date	Rate	Range	Total Issue	Beginning Balance 7/1/2019	Additional Issues	Principal to be Retired	Ending Balance 6/30/2020	
Water Fund											
2000 Water Amended & Restated Bond - WRF Program											
	WRF Revenue	01/16/13	01/01/21	2.00%		\$ 1,487,000	\$ 297,000	\$ -	\$ 197,000	\$ 100,000	\$ 4,960
2008 Water Amended & Restated Bond - WRF Program											
	WRF Revenue	01/16/13	05/01/28	3.00%		\$ 3,225,000	\$ 2,050,000	\$ -	\$ 202,000	\$ 1,848,000	\$ 60,000
2009B Water Bond - WRF Program											
	WRF Revenue "ARRA"	07/16/09	07/01/29	1.75%		\$ 333,700	\$ 182,000	\$ -	\$ 16,000	\$ 166,000	\$ 3,115
2014 Water Bond - WRF Program											
	WRF Revenue	12/05/14	01/01/34	2.50%		\$ 2,700,893	\$ 2,145,893	\$ -	\$ 119,000	\$ 2,026,893	\$ 52,910
2016 Water Bond - WRF Program											
	WRF Revenue	Varies	01/01/38	2.50%		\$ 28,600,000	\$ 26,130,000	\$ -	\$ 1,183,000	\$ 24,947,000	\$ 645,913
Total Water Fund						<u>\$ 36,346,593</u>	<u>\$ 30,804,893</u>	<u>\$ -</u>	<u>\$ 1,717,000</u>	<u>\$ 29,087,893</u>	<u>\$ 766,898</u>
Sewer Fund											
2005 Sewer Bonds-Revenue											
		02/01/05	08/01/24	3.60%	3.0% to 4.15%	\$ 5,005,000	\$ 630,000	\$ -	\$ 630,000	\$ -	\$ 43,640
Total Sewer Bond						<u>\$ 5,005,000</u>	<u>\$ 630,000</u>	<u>\$ -</u>	<u>\$ 630,000</u>	<u>\$ -</u>	<u>\$ 43,640</u>
2002B Sewer Amended & Restated Bond - SRF Program											
	SRF Revenue	01/16/13	01/01/22	2.00%		\$ 5,590,000	\$ 1,651,000	\$ -	\$ 652,000	\$ 999,000	\$ 29,780
2009B Sewer Bond - SRF Program											
	SRF Revenue "ARRA"	10/01/09	07/01/29	1.75%		\$ 359,300	\$ 167,000	\$ -	\$ 16,000	\$ 151,000	\$ 2,853
2012 Sewer Bond - SRF Program											
	SRF Revenue	08/03/12	07/01/32	3.00%		\$ 3,800,000	\$ 2,531,000	\$ -	\$ 158,000	\$ 2,373,000	\$ 74,760
2013A Sewer Bond - SRF Program											
	SRF Revenue	06/26/13	07/01/33	3.00%		\$ 7,084,000	\$ 5,380,000	\$ -	\$ 314,000	\$ 5,066,000	\$ 159,060
2013B Sewer Bond - SRF Program											
	SRF Revenue	06/26/13	01/01/34	3.00%		\$ 7,084,000	\$ 4,987,000	\$ -	\$ 280,000	\$ 4,707,000	\$ 147,525
Total SRF Revenue						<u>\$ 23,917,300</u>	<u>\$ 14,716,000</u>	<u>\$ -</u>	<u>\$ 1,420,000</u>	<u>\$ 13,296,000</u>	<u>\$ 413,978</u>
Total Sewer Fund						<u>\$ 28,922,300</u>	<u>\$ 15,346,000</u>	<u>\$ -</u>	<u>\$ 2,050,000</u>	<u>\$ 13,296,000</u>	<u>\$ 457,618</u>
Storm Drain Fund											
2004 Storm Drainage Amended & Restated Bond - SRF Program											
	SRF Revenue	01/16/13	01/01/24	2.25%		\$ 2,776,000	\$ 1,219,000	\$ -	\$ 260,000	\$ 959,000	\$ 25,976
2016 Storm Drainage - SRF Program											
	SRF Revenue	09/27/16	01/01/37	2.50%		\$ 5,000,000	\$ 4,133,000	\$ -	\$ 203,000	\$ 3,930,000	\$ 102,063
2018 Storm Drainage - SRF Program											
	SRF Revenue	05/30/18	05/30/38	2.50%		\$ 3,254,000	\$ 3,077,000	\$ 133,000	\$ -	\$ 2,944,000	\$ 76,100
Total Storm Drain Fund						<u>\$ 11,030,000</u>	<u>\$ 8,429,000</u>	<u>\$ -</u>	<u>\$ 596,000</u>	<u>\$ 7,833,000</u>	<u>\$ 204,139</u>
Sanitation Fund											
Sanitation Truck Purchase											
		04/01/16	08/01/22	3.15%	variable	\$ 1,470,321	\$ 734,376	\$ -	\$ 244,800	\$ 489,576	\$ 22,670
Total Sanitation Fund						<u>\$ 1,470,321</u>	<u>\$ 734,376</u>	<u>\$ -</u>	<u>\$ 244,800</u>	<u>\$ 489,576</u>	<u>\$ 22,670</u>